

## Hitachi Storage Command Suite

# Hitachi Provisioning Manager Software

## Error Codes

### FASTFIND LINKS

[Document Organization](#)

[Software Version](#)

[Getting Help](#)

[Contents](#)

Copyright © 2006, 2009 Hitachi Ltd., Hitachi Data Systems Corporation, ALL RIGHTS RESERVED

Notice: No part of this publication may be reproduced or transmitted in any form or by any means, electronic or mechanical, including photocopying and recording, or stored in a database or retrieval system for any purpose without the express written permission of Hitachi Ltd., and Hitachi Data Systems Corporation (hereinafter referred to as "Hitachi Data Systems").

Hitachi Ltd., and Hitachi Data Systems reserve the right to make changes to this document at any time without notice and assume no responsibility for its use. Hitachi Ltd., and Hitachi Data Systems products and services can only be ordered under the terms and conditions of Hitachi Data Systems' applicable agreements. All of the features described in this document may not be currently available. Refer to the most recent product announcement or contact your local Hitachi Data Systems sales office for information on feature and product availability.

This document contains the most current information available at the time of publication. When new and/or revised information becomes available, this entire document will be updated and distributed to all registered users.

Hitachi is a registered trademark of Hitachi, Ltd. in the United States and other countries. Hitachi Data Systems is a registered trademark and service mark of Hitachi, Ltd. in the United States and other countries.

HiCommand is a registered trademark of Hitachi, Ltd.

AIX is a trademark of International Business Machines Corporation in the United States, other countries, or both.

All other brand or product names are or may be trademarks or service marks of and are used to identify products or services of their respective owners.



# Contents

Preface .....	v
Intended Audience .....	vi
Software Version .....	vi
Release Notes .....	vi
Document Revision Level .....	vii
Document Organization .....	vii
Referenced Documents .....	viii
Document Conventions .....	ix
Convention for Storage Capacity Values .....	x
Getting Help .....	x
Comments .....	x
Overview .....	1-1
Overview of the Error Messages from Provisioning Manager .....	1-2
Provisioning Manager Error Messages .....	2-1
Provisioning Manager Server Messages .....	2-2
Provisioning Manager GUI Messages .....	2-34
Messages Common to Provisioning Manager Components .....	2-59





# Preface

This document lists and describes the error codes and error messages that may be reported by the Hitachi Provisioning Manager.

This preface includes the following information:

- [Intended Audience](#)
- [Software Version](#)
- [Release Notes](#)
- [Document Revision Level](#)
- [Document Organization](#)
- [Referenced Documents](#)
- [Document Conventions](#)
- [Convention for Storage Capacity Values](#)
- [Getting Help](#)
- [Comments](#)

**Notice:** The use of Hitachi Provisioning Manager software and all other Hitachi Data Systems products is governed by the terms of your agreement(s) with Hitachi Data Systems.

## Intended Audience

In this manual, Hitachi Provisioning Manager software is abbreviated to Provisioning Manager.

The intended audience is those who use Provisioning Manager to operate or manage a system that uses a storage subsystem (magnetic disk array unit). The readers of this manual should have the following capabilities:

- A basic knowledge of SANs (Storage Area Networks),
- Knowledge of Hitachi Device Manager software installation, user setup, resource group setup, volume (LDEV) creation, and logical group creation,
- A basic knowledge of the Windows, Solaris or Linux operating system on which Provisioning Manager server and Device Manager server run, and
- A basic knowledge of the Windows, Solaris, AIX, Linux or HP-UX operating system on which the Device Manager agent runs.

## Software Version

This document revision applies to Hitachi Provisioning Manager software version 6.3 and later.

## Release Notes

Release notes can be found on the documentation CD or on the Hitachi Data Systems Support Portal:

<https://extranet.hds.com/http://aim.hds.com/portal/dt>

Release notes contain requirements and more recent product information that may not be fully described in this manual. Be sure to review the release notes before installation.

## Document Revision Level

Revision	Date	Description
MK-95HC117-00	February 2006	Initial Release
MK-95HC117-01	June 2006	Revision 1, supersedes and replaces MK-95HC117-00
MK-95HC117-02	November 2006	Revision 2, supersedes and replaces MK-95HC117-01
MK-95HC117-03	February 2007	Revision 3, supersedes and replaces MK-95HC117-02
MK-95HC117-04	June 2007	Revision 4, supersedes and replaces MK-95HC117-03
MK-95HC117-05	October 2007	Revision 5, supersedes and replaces MK-95HC117-04
MK-95HC117-06	January 2008	Revision 6, supersedes and replaces MK-95HC117-05
MK-95HC117-07	May 2008	Revision 7, supersedes and replaces MK-95HC117-06
MK-95HC117-08	February 2009	Revision 8, supersedes and replaces MK-95HC117-07
MK-95HC117-09	July 2009	Revision 9, supersedes and replaces MK-95HC117-08
MK-95HC117-10	October 2009	Revision 10, supersedes and replaces MK-95HC117-09
MK-95HC117-11	December 2009	Revision 11, supersedes and replaces MK-95HC117-10

## Document Organization

The following table provides an overview of the contents and organization of this document. Click the [chapter title](#) in the left column to go to that chapter. The first page of each chapter provides links to the sections in that chapter.

Chapter	Description
<a href="#">Overview</a>	Describes an overview of the error messages displayed by Provisioning Manager.
<a href="#">Provisioning Manager Error Messages</a>	Lists and describes the error messages displayed by Provisioning Manager and the actions to be taken for such errors.

## Referenced Documents

The following Hitachi referenced documents are also available for download on the Hitachi Data Systems Support Portal:

<https://extranet.hds.com/http://aim.hds.com/portal/dt>

Hitachi Storage Command Suite:

- Hitachi Storage Command Suite Server Installation Guide, MK-98HC150
- Hitachi Device Manager Server Configuration and Operation Guide, MK-08HC157
- Hitachi Device Manager Command Line Interface (CLI) User's Guide, MK-91HC007
- Hitachi Dynamic Link Manager User's Guide (for AIX(R)) , MK-92DLM111
- Hitachi Dynamic Link Manager (HDLM) for HP-UX(R) Systems User's Guide, MK-92DLM112
- Hitachi Dynamic Link Manager User's Guide for Linux(R), MK-92DLM113
- Hitachi(R) Dynamic Link Manager (HDLM) for Solaris Systems User's Guide, MK-92DLM114
- Hitachi Dynamic Link Manager (HDLM) for Windows Systems User's Guide, MK-92DLM129







## Document Conventions

This document uses the following typographic conventions:

Convention	Description
<b>Bold</b>	Indicates text on a window, other than the window title, including menus, menu options, buttons, fields, and labels. Example: Click <b>OK</b> .
<i>Italic</i>	Indicates a variable, which is a placeholder for actual text provided by the user or system. Example: <i>copy source-file target-file</i> <b>Note:</b> Angled brackets (< >) are also used to indicate variables.
screen/code	Indicates text that is displayed on screen or entered by the user. Example: # pairdisplay -g oradb
< > angled brackets	Indicates a variable, which is a placeholder for actual text provided by the user or system. Example: # pairdisplay -g <group> <b>Note:</b> Italic font is also used to indicate variables.
[ ] square brackets	Indicates optional values. Example: [ a   b ] indicates that you can choose a, b, or nothing.
{ } braces	Indicates required or expected values. Example: { a   b } indicates that you must choose either a or b.
vertical bar	Indicates that you have a choice between two or more options or arguments. Examples: [ a   b ] indicates that you can choose a, b, or nothing. { a   b } indicates that you must choose either a or b.
<u>underline</u>	Indicates the default value. Example: [ <u>a</u>   b ]

This document uses the following icons to draw attention to information:

Icon	Label	Description
	Note	Calls attention to important and/or additional information.
	Tip	Provides helpful information, guidelines, or suggestions for performing tasks more effectively.
	Caution	Warns the user of adverse conditions and/or consequences (e.g., disruptive operations).
	WARNING	Warns the user of severe conditions and/or consequences (e.g., destructive operations).

## Convention for Storage Capacity Values

Storage capacity values for logical devices are calculated based on the following values:

- 1 KB (kilobyte) = 1024 bytes
- 1 MB (megabyte) = 1024 kilobytes or  $1024^2$  bytes
- 1 GB (gigabyte) = 1024 megabytes or  $1024^3$  bytes
- 1 TB (terabyte) = 1024 gigabytes or  $1024^4$  bytes

## Getting Help

The Hitachi Data Systems Support Center staff is available 24 hours a day, seven days a week. To reach us, please visit the support Web site for current telephone numbers and other contact information: <http://www.hds.com/services/support/>. If you purchased this product from an authorized HDS reseller, contact that reseller for support.

Before calling the Hitachi Data Systems Support Center, please provide as much information about the problem as possible, including:

- The circumstances surrounding the error or failure.
- The exact content of any error message(s) displayed on the host system(s).

## Comments

Please send us your comments on this document. Make sure to include the document title, number, and revision. Please refer to specific section(s) and paragraph(s) whenever possible.

- **E-mail:** [doc.comments@hds.com](mailto:doc.comments@hds.com)
- **Fax:** 858-695-1186
- **Mail:**  
Technical Writing, M/S 35-10  
Hitachi Data Systems  
10277 Scripps Ranch Blvd.  
San Diego, CA 92131

**Thank you!** (All comments become the property of Hitachi Data Systems Corporation.)

# Overview

This chapter is an overview of the error messages displayed by Provisioning Manager.

- [Overview of the Error Messages from Provisioning Manager](#)

# Overview of the Error Messages from Provisioning Manager

Each message consists of a message ID and message text in the format shown below:

**message-ID:** *KAssppmmm-z*

- *KAss*: A character string that is identified by *ss*. The string indicates that this is a message or alert output by a storage subsystem.
- *pp*: A package serial number that indicates a message type (see Table 1-2).
- *mmm*: This is a message number.
- *z*: This is a subscript indicating the message type and message importance (see Table 1-3).



**Note:** Message types and reference manuals differ depending on first four characters of message IDs. The following table lists the message types and reference manuals.

**Table 1-1 List of Message Types and Reference Manuals Depending on Storage Subsystems**

KAIC, KAIE	Messages output by Device Manager	<i>Hitachi Device Manager Error Codes</i>
KAID	Alerts output by Device Manager	<i>Hitachi Device Manager Error Codes</i>
KAPM, KAJE, and KEHG	Messages output by Hitachi Storage Command Suite Common Component	<i>Hitachi Device Manager Error Codes</i>
KARF	Messages output by Provisioning Manager	This manual
	Messages about the agent output by Provisioning Manager	<i>Hitachi Device Manager Error Codes</i>
KAVN	Messages output by Replication Manager	<i>Hitachi Replication Manager Messages</i>
	Messages about the agent output by Replication Manager	<i>Hitachi Device Manager Error Codes</i>
	Detailed messages about the agent output by Replication Manager	<i>Hitachi Replication Manager Messages</i>

## Message text

This is the message that is output by Provisioning Manager. When an actual message is output, applicable the character strings are displayed in place of any italicized text.

**Table 1-2 Package Serial Number**

Package serial number	Message type
01 – 29	Provisioning Manager server
30 – 59	Provisioning Manager GUI
99	Common to Provisioning Manager components

**Table 1-3 Message Type**

Suffix	Type	Explanation
E	Error	A problem has occurred and processing cannot continue.
W	Warning	Although a problem has occurred, processing can continue under some restrictions.
I	Information	User notification that occurs under normal processing conditions.

Hitachi Storage Command Suite Common Component is abbreviated to *Common Component* in the message texts, causes, and actions.

If the cause is contained in the message text, no action is required, or the action is obvious, the cause and action might be indicated by a hyphen (-).



# Provisioning Manager Error Messages

This chapter describes the error messages that are displayed by Provisioning Manager and the actions to be taken for such errors.

- [Provisioning Manager Server Messages](#)
- [Provisioning Manager GUI Messages](#)
- [Messages Common to Provisioning Manager Components](#)

# Provisioning Manager Server Messages

The following table lists the Provisioning Manager server messages.

**Table 2-1 Provisioning Manager Server Messages**

Error Code	Error Message	Cause and Action
KARF01001-I	The Provisioning Manager server has started.	<i>Cause:</i> - <i>Action:</i> No action is required.
KARF01002-E	An error occurred during startup of the Provisioning Manager server. The Provisioning Manager server could not start. ( <i>error-information</i> )	<i>Cause:</i> An error occurred during the start processing of the Provisioning Manager server. For details about the cause, see the error information. <i>Action:</i> Contact the Support Center.
KARF01003-E	The version does not match the version ( <i>Device-Manager-version</i> ) of Device Manager. The Provisioning Manager server cannot start.	<i>Cause:</i> The installed version of Device Manager is not one of the prerequisite versions for Provisioning Manager. <i>Action:</i> Check the installed version of Device Manager, and then install a correct version of Provisioning Manager.
KARF01004-I	The Provisioning Manager server has stopped.	<i>Cause:</i> - <i>Action:</i> No action is required.
KARF01005-E	An error occurred while the Provisioning Manager server was being stopped. The Provisioning Manager server could not stop. ( <i>error-information</i> )	<i>Cause:</i> An error occurred during the stop processing of the Provisioning Manager server. For details about the cause, see the error information. <i>Action:</i> Contact the Support Center.
KARF01006-E	An internal error occurred.	<i>Cause:</i> An internal error occurred in the Provisioning Manager server. <i>Action:</i> Contact the Support Center.



Error Code	Error Message	Cause and Action
KARF01007-E	An unauthenticated user attempted access.	<i>Cause:</i> A client performed an invalid access. <i>Action:</i> Contact the Support Center.
KARF01008-E	The user ID or password is incorrect. User authentication has failed.	<i>Cause:</i> The specified user ID or password is incorrect. <i>Action:</i> Revise the user ID and password, and then retry.
KARF01009-E	The specified object does not exist in the database.	<i>Cause:</i> The specified object might have already been deleted. <i>Action:</i> Click "Refresh Tree" in the navigation area to refresh the information, and then check whether the specified object exists.
KARF01011-I	The Provisioning Manager server was started in clean-up mode.	<i>Cause:</i> - <i>Action:</i> No action is required.
KARF01012-E	A fatal error occurred. ( <i>error-information</i> )	<i>Cause:</i> A fatal error occurred in execution of the Provisioning Manager server. <i>Action:</i> Contact the Support Center.
KARF01014-E	An error occurred while reading the property file <i>property-file</i> . The default value <i>default-value</i> will be set for the setting <i>property-key</i> , and then startup will be performed.	<i>Cause:</i> An error occurred at the time of read-out of a property file. <i>Action:</i> Check the property file.
KARF01015-W	An invalid property value was specified in the property file <i>server.properties</i> (key = <i>property-key</i> , value = <i>property-value</i> ). The default value <i>default-value</i> will be used for startup.	<i>Cause:</i> An invalid value is set for the setting item in the property file ( <i>server.properties</i> ). <i>Action:</i> Check the property file ( <i>server.properties</i> ).
KARF01016-I	The default value <i>default-value</i> will be set and then startup will be performed, because a value for the setting <i>property-key</i> was not specified in the property file <i>server.properties</i> .	<i>Cause:</i> In the property file <i>server.properties</i> , there is an item with no specified value. <i>Action:</i> If necessary, specify a value in the property file <i>server.properties</i> .

Error Code	Error Message	Cause and Action
KARF01017-E	User information for the logged-in user was not found. (user = <i>user-id</i> )	<p><i>Cause:</i></p> <p>The user or resource group information might have been changed or deleted.</p> <p><i>Action:</i></p> <p>Check the registered information for the user and resource group.</p>
KARF01018-E	A logical group is not allocated to the resource group of the logged-in user. (user = <i>user-id</i> )	<p><i>Cause:</i></p> <p>The logical group allocated to the resource group of the logged-in user might have been released.</p> <p><i>Action:</i></p> <p>Check the registered information for the resource group of the logged-in user.</p>
KARF01503-I	Creation of the allocation plan has started. <i>parameter</i>	<p><i>Cause:</i></p> <p>-</p> <p><i>Action:</i></p> <p>No action is required.</p>
KARF01504-I	Creation of the allocation plan has finished. <i>return-value</i>	<p><i>Cause:</i></p> <p>-</p> <p><i>Action:</i></p> <p>No action is required.</p>
KARF01505-E	An error occurred during creation of the allocation plan.	<p><i>Cause:</i></p> <p>The cause depends on the error that occurred immediately before this one.</p> <p><i>Action:</i></p> <p>Take action appropriate for the message that was output immediately before this one.</p>
KARF01509-I	Deletion of the allocation plan has started. <i>parameter</i>	<p><i>Cause:</i></p> <p>-</p> <p><i>Action:</i></p> <p>No action is required.</p>
KARF01510-I	Deletion of the allocation plan has finished.	<p><i>Cause:</i></p> <p>-</p> <p><i>Action:</i></p> <p>No action is required.</p>
KARF01511-E	An error occurred during deletion of the allocation plan.	<p><i>Cause:</i></p> <p>The cause depends on the error that occurred immediately before this one.</p> <p><i>Action:</i></p> <p>Take action appropriate for the message that was output immediately before this one.</p>

Error Code	Error Message	Cause and Action
KARF01515-I	Deletion of the device file has started. <i>parameter</i>	<i>Cause:</i> - <i>Action:</i> No action is required.
KARF01516-I	Deletion of the device file has finished. <i>return-value</i>	<i>Cause:</i> - <i>Action:</i> No action is required.
KARF01517-E	An error occurred during deletion of the device file.	<i>Cause:</i> The cause depends on the error that occurred immediately before this one. <i>Action:</i> Take action appropriate for the message that was output immediately before this one.
KARF01518-I	Deletion of the file system has started. <i>parameter</i>	<i>Cause:</i> - <i>Action:</i> No action is required.
KARF01519-I	Deletion of the file system has finished. <i>return-value</i>	<i>Cause:</i> - <i>Action:</i> No action is required.
KARF01520-E	An error occurred during deletion of the file system.	<i>Cause:</i> The cause depends on the error that occurred immediately before this one. <i>Action:</i> Take action appropriate for the message that was output immediately before this one.
KARF01521-I	Updating of the allocation plan has started. <i>parameter</i>	<i>Cause:</i> - <i>Action:</i> No action is required.
KARF01522-I	Updating of the allocation plan has finished. <i>return-value</i>	<i>Cause:</i> - <i>Action:</i> No action is required.

Error Code	Error Message	Cause and Action
KARF01523-E	An error occurred during updating of the allocation plan.	<p><i>Cause:</i> The cause depends on the error that occurred immediately before this one.</p> <p><i>Action:</i> Take action appropriate for the message that was output immediately before this one.</p>
KARF01533-I	A suspended operation has resumed. <i>parameter</i>	<p><i>Cause:</i> -</p> <p><i>Action:</i> No action is required.</p>
KARF01534-I	The resumed operation has finished.	<p><i>Cause:</i> -</p> <p><i>Action:</i> No action is required.</p>
KARF01535-E	An error occurred in the resumed operation.	<p><i>Cause:</i> The cause depends on the error that occurred immediately before this one.</p> <p><i>Action:</i> Take action appropriate for the message that was output immediately before this one.</p>
KARF01536-I	Changing of the plan attribute has started. <i>parameter</i>	<p><i>Cause:</i> -</p> <p><i>Action:</i> No action is required.</p>
KARF01537-I	Changing of the plan attribute has finished. <i>return-value</i>	<p><i>Cause:</i> -</p> <p><i>Action:</i> No action is required.</p>
KARF01538-E	An error occurred during the changing of the plan attribute.	<p><i>Cause:</i> The cause depends on the error that occurred immediately before this one.</p> <p><i>Action:</i> Take action appropriate for the message that was output immediately before this one.</p>
KARF01539-I	Creation of the device file has started. <i>parameter</i>	<p><i>Cause:</i> -</p> <p><i>Action:</i> No action is required.</p>

Error Code	Error Message	Cause and Action
KARF01540-I	Creation of the device file has finished. <i>return-value</i>	<i>Cause:</i> - <i>Action:</i> No action is required.
KARF01541-E	An error occurred during creation of the device file.	<i>Cause:</i> The cause depends on the error that occurred immediately before this one. <i>Action:</i> Take action appropriate for the message that was output immediately before this one.
KARF01542-I	Creation of the file system has started. <i>parameter</i>	<i>Cause:</i> - <i>Action:</i> No action is required.
KARF01543-I	Creation of the file system has finished. <i>return-value</i>	<i>Cause:</i> - <i>Action:</i> No action is required.
KARF01544-E	An error occurred in the file system creation operation.	<i>Cause:</i> The cause depends on the error that occurred immediately before this one. <i>Action:</i> Take action appropriate for the message that was output immediately before this one.
KARF01545-I	Expansion of the file system has started. <i>parameter</i>	<i>Cause:</i> - <i>Action:</i> No action is required.
KARF01546-I	Expansion of the file system has finished. <i>return-value</i>	<i>Cause:</i> - <i>Action:</i> No action is required.
KARF01547-E	An error occurred during expansion of the file system.	<i>Cause:</i> The cause depends on the error that occurred immediately before this one. <i>Action:</i> Take action appropriate for the message that was output immediately before this one.

<b>Error Code</b>	<b>Error Message</b>	<b>Cause and Action</b>
KARF01548-I	The plan processing to create the file system has finished. <i>return-value</i>	<i>Cause:</i> - <i>Action:</i> No action is required.
KARF01549-I	The plan processing to create the device file has finished. <i>return-value</i>	<i>Cause:</i> - <i>Action:</i> No action is required.
KARF01550-I	The plan processing to expand the file system has finished. <i>return-value</i>	<i>Cause:</i> - <i>Action:</i> No action is required.
KARF01551-I	The plan processing to delete the file system has finished. <i>return-value</i>	<i>Cause:</i> - <i>Action:</i> No action is required.
KARF01552-I	The plan processing to delete the device file has finished. <i>return-value</i>	<i>Cause:</i> - <i>Action:</i> No action is required.
KARF02000-E	A setting is invalid. (invalid field = <i>parameter</i> )	<i>Cause:</i> A set parameter is outside of the valid range. <i>Action:</i> Revise the parameter, and then retry.
KARF02001-E	The specified object does not exist in the database.	<i>Cause:</i> The specified object might have already been deleted. <i>Action:</i> Click "Refresh Tree" in the navigation area to refresh the information, and then check whether the specified object exists.
KARF03004-E	The host-setting operation cannot be performed because the target volume became unusable.	<i>Cause:</i> Before the execution of host setup started, a volume selected by the wizard became unusable. <i>Action:</i> Select a usable volume, and then retry the operation.

<b>Error Code</b>	<b>Error Message</b>	<b>Cause and Action</b>
KARF03019-E	A setting is invalid. (invalid setting = <i>parameter</i> )	<i>Cause:</i> A set parameter is out of the valid range. <i>Action:</i> Revise the parameter, and then retry.
KARF03020-E	An unexpected error occurred.	<i>Cause:</i> An internal error occurred in the Provisioning Manager server. <i>Action:</i> Contact the Support Center.
KARF03200-E	An internal error occurred during creation of a file system.	<i>Cause:</i> An internal error occurred in the Provisioning Manager server. <i>Action:</i> Contact the Support Center.
KARF03201-E	An internal error occurred during creation of a logical volume.	<i>Cause:</i> An internal error occurred in the Provisioning Manager server. <i>Action:</i> Contact the Support Center.
KARF03202-E	An internal error occurred while adding a physical volume to the volume group.	<i>Cause:</i> An internal error occurred in the Provisioning Manager server. <i>Action:</i> Contact the Support Center.
KARF03205-E	An internal error occurred during creation of a volume group.	<i>Cause:</i> An internal error occurred in the Provisioning Manager server. <i>Action:</i> Contact the Support Center.
KARF03206-E	An internal error occurred during determination of a volume group name.	<i>Cause:</i> An internal error occurred in the Provisioning Manager server. <i>Action:</i> Contact the Support Center.
KARF03217-E	An internal error occurred during expansion of a file system.	<i>Cause:</i> An internal error occurred in the Provisioning Manager server. <i>Action:</i> Contact the Support Center.
KARF03218-E	An internal error occurred during expansion of a logical volume.	<i>Cause:</i> An internal error occurred in the Provisioning Manager server. <i>Action:</i> Contact the Support Center.

Error Code	Error Message	Cause and Action
KARF03219-E	An error occurred during determination of a logical volume.	<i>Cause:</i> An internal error occurred in the Provisioning Manager server. <i>Action:</i> Contact the Support Center.
KARF03220-E	The host-setting operation cannot be performed on the specified object.	<i>Cause:</i> The host-setting operation is not possible for the specified object. <i>Action:</i> If this problem persists, contact the Support Center.
KARF03221-E	The message with the following message ID cannot be displayed, due to an internal error. (message ID = <i>message-ID-of-undisplayed-message</i> )	<i>Cause:</i> An internal error occurred. <i>Action:</i> Contact the Support Center.
KARF03300-W	The operation was suspended because an attempt to confirm the created physical volume failed. Make sure that the physical volume with the following configuration has been created. Next, use the Device File Properties window to check that physical volume, and then resume the operation. (host name = <i>host-name</i> , device file configuration information = <i>physical-volume-configuration-information</i> )	<i>Cause:</i> Information from a physical volume that was created during host setup can no longer be acquired. <i>Action:</i> Make sure that the physical volume was created with the configuration shown in the message, and then resume the operation.
KARF03301-I	The host-setting operation was stopped by a received instruction. (operation ID = <i>operation-ID</i> )	<i>Cause:</i> A user operation stopped processing of the host-setting operation. <i>Action:</i> No action required.
KARF03302-E	The host-setting operation was stopped by a timeout. (operation ID = <i>operation-ID</i> )	<i>Cause:</i> The specified suspension timeout period elapsed during the wait for a continuation request from the user. <i>Action:</i> Retry the host-setting operation. When changing the suspension timeout period, check the value of <code>server.operation.abortTimeout</code> specified in the property file ( <code>server.properties</code> ).



Error Code	Error Message	Cause and Action
KARF03303-E	The host-setting operation was stopped because shutdown processing for the Provisioning Manager server started. (operation ID= <i>operation-ID</i> )	<p><i>Cause:</i> A user shut down the Provisioning Manager server during processing of the host-setting operation.</p> <p><i>Action:</i> Restart the Provisioning Manager server, and then retry the host-setting operation.</p>
KARF03304-I	Deletion of the physical volume was suspended. Make sure that the physical volume is not being used. To continue deleting, the volume paths that are allocated to the volume must be released, or the security settings must be changed. Revise the security settings and the following volume paths, and then resume the operation. (host name = <i>host-name</i> , volume = <i>volume-information</i> )	<p><i>Cause:</i> -</p> <p><i>Action:</i> Release the volume path currently assigned to the volume which constitutes a device file, or change security settings, and resume the operation.</p>
KARF03306-W	A device file for which volume path information cannot be correctly acquired exists, so the deletion of the physical volume was suspended.	<p><i>Cause:</i> Volume path information could not be acquired correctly on the host.</p> <p><i>Action:</i> Confirm that the host OS recognizes the volume path of the device file, and then resume the operation.</p>
KARF03310-E	The host-setting operation cannot continue because of an internal error. (operation ID = <i>operation-ID</i> )	<p><i>Cause:</i> An internal error occurred during processing of the host-setting operation.</p> <p><i>Action:</i> Contact the Support Center.</p>
KARF03311-E	The host-setting operation cannot continue because an attempt to access the operation history information failed. (operation ID= <i>operation-ID</i> )	<p><i>Cause:</i> An error occurred during a read-out processing of history information.</p> <p><i>Action:</i> Contact the Support Center.</p>
KARF03312-E	The host-setting operation cannot continue because a fatal error occurred. (operation ID = <i>operation-ID</i> )	<p><i>Cause:</i> An unrecoverable error occurred during processing of the host-setting operation.</p> <p><i>Action:</i> Contact the Support Center.</p>
KARF03320-E	The specified host-setting operation has already finished. (operation ID= <i>operation-ID</i> )	<p><i>Cause:</i> Continuation of a host-setting operation was requested, but the operation has already finished.</p> <p><i>Action:</i> Confirm the status in the operation history list.</p>

Error Code	Error Message	Cause and Action
KARF03321-E	The specified host-setting operation is not suspended, or an instruction to resume it was already received. (operation ID= <i>operation-ID</i> )	<p><i>Cause:</i> Continuation of a host-setting operation was requested, but the operation is already executing.</p> <p><i>Action:</i> Confirm the status in the operation history list.</p>
KARF03322-W	A timeout occurred while waiting for a state-transition event in the host-setting operation. (operation ID= <i>operation-ID</i> )	<p><i>Cause:</i> The specified timeout period elapsed during the wait for a state-transition event of the host-setting operation.</p> <p><i>Action:</i> Confirm the operating status in the operation history list.</p>
KARF03323-E	The request for the host-setting operation cannot be accepted because the Provisioning Manager server is shutting down.	<p><i>Cause:</i> A user shut down the Provisioning Manager server during processing of the host-setting operation.</p> <p><i>Action:</i> Restart the Provisioning Manager server, and then retry.</p>
KARF03330-E	The host-setting operation cannot be performed for the specified host because the host is currently being refreshed.	<p><i>Cause:</i> The specified host is currently being refreshed.</p> <p><i>Action:</i> Wait for the refresh to complete, and then retry the operation.</p>
KARF03331-E	The host-setting operation cannot resume for the specified host because the host is currently being refreshed. Wait for the refresh to complete, and then resume the operation.	<p><i>Cause:</i> The specified host is currently being refreshed.</p> <p><i>Action:</i> Wait for the refresh to complete, and then resume the operation.</p>
KARF03332-I	The host lock information was successfully acquired. <i>parameter</i>	<p><i>Cause:</i> -</p> <p><i>Action:</i> No action is required.</p>
KARF03333-E	An attempt to acquire host lock information has failed. There exists a host-setting operation that is currently under execution. <i>parameter</i>	<p><i>Cause:</i> There exists a host-setting operation that is currently under execution.</p> <p><i>Action:</i> No action is required.</p>

Error Code	Error Message	Cause and Action
KARF03334-E	An attempt to acquire host lock information has failed. The lock information has already been acquired. <i>parameter</i>	<i>Cause:</i> The lock information has already been acquired. <i>Action:</i> No action is required.
KARF03335-I	The host lock information was successfully released. <i>parameter</i>	<i>Cause:</i> - <i>Action:</i> No action is required.
KARF03336-E	The lock information might be inconsistent.	<i>Cause:</i> The lock information might be inconsistent. <i>Action:</i> No action is required.
KARF03337-E	The specified volume group name ( <i>volume-group-name</i> ) is already being used.	<i>Cause:</i> The specified volume group name is already being used on the host. <i>Action:</i> Specify a different name, and then retry the setting operation.
KARF03338-E	The specified logical volume name ( <i>logical-volume-name</i> ) is already being used.	<i>Cause:</i> The specified logical volume name is already being used on the host. <i>Action:</i> Specify a different name, and then retry the setting operation.
KARF03339-E	The specified logical volume name ( <i>logical-volume-name</i> ) is already being used on the volume group ( <i>volume-group-name</i> ).	<i>Cause:</i> The specified logical volume name is already being used on the host. <i>Action:</i> Delete the volume group displayed in the message, specify a different name, and then retry the setting operation.
KARF06000-W	The value <i>property-value</i> specified for <i>property-key</i> in the property file ( <i>server.properties</i> ) is invalid, so the default value will be set and used for startup.	<i>Cause:</i> A value for a setting in the property file ( <i>server.properties</i> ) is invalid. <i>Action:</i> Check the property file ( <i>server.properties</i> ).
KARF06001-I	The value of <i>property-key</i> in the property file ( <i>server.properties</i> ) is not specified, so the default value will be set and used for startup.	<i>Cause:</i> An item for which no value is specified exists in the property file ( <i>server.properties</i> ). <i>Action:</i> Check the property file ( <i>server.properties</i> ).

Error Code	Error Message	Cause and Action
KARF07000-E	A setting is invalid. (invalid setting = <i>parameter</i> )	<p><i>Cause:</i> A set parameter is out of the valid range.</p> <p><i>Action:</i> Revise the parameter, and then retry.</p>
KARF08005-E	Null is specified in a plan setting. (invalid item = <i>setting-item</i> )	<p><i>Cause:</i> An attempt was made to create or update a plan with null specified in a setting that does not allow null.</p> <p><i>Action:</i> Correct the parameter, and then retry the operation.</p>
KARF08006-E	Only spaces are specified in a plan setting. (invalid item = <i>setting-item</i> )	<p><i>Cause:</i> An attempt was made to create or update a plan with spaces specified in a setting that does not allow spaces.</p> <p><i>Action:</i> Correct the parameter, and then retry the operation.</p>
KARF08007-E	The specified string length in a plan setting is longer than the allowable length. (max length = <i>allowable-length</i> , invalid item = <i>setting-item</i> )	<p><i>Cause:</i> An attempt was made to create or update a plan with an invalidly long string specified in a setting.</p> <p><i>Action:</i> Correct the parameter, and then retry the operation.</p>
KARF08008-E	An unusable character is specified in a plan setting. (invalid item = <i>setting-item</i> )	<p><i>Cause:</i> An attempt was made to create or update a plan with an invalid character specified in a setting.</p> <p><i>Action:</i> Correct the parameter, and then retry the operation.</p>
KARF09005-E	An error occurred during loading of the property file <i>property-file</i> .	<p><i>Cause:</i> An attempt to load the property file has failed.</p> <p><i>Action:</i> Check the property file.</p>
KARF09010-E	The message with the following message ID cannot be displayed, due to an internal error. (ID of message sent from the Device Manager server = <i>message-ID-of-undisplayed-message</i> )	<p><i>Cause:</i> An internal error occurred in the Provisioning Manager server.</p> <p><i>Action:</i> Contact the Support Center.</p>

Error Code	Error Message	Cause and Action
KARF10000-E	An error occurred in the Device Manager server. ( <i>error-message</i> )	<p><i>Cause:</i> An error occurred in the Device Manager server.</p> <p><i>Action:</i> Take action according to the instructions given in the Device Manager manual.</p>
KARF10001-E	A message conversion error occurred in the Device Manager server. ( <i>error-message</i> )	<p><i>Cause:</i> An error occurred in the Device Manager server.</p> <p><i>Action:</i> Take action according to the instructions given in the Device Manager manual.</p>
KARF10002-E	A security error occurred in the Device Manager server. ( <i>error-message</i> )	<p><i>Cause:</i> An error occurred in the Device Manager server.</p> <p><i>Action:</i> Take action according to the instructions given in the Device Manager manual.</p>
KARF10003-E	A database error occurred in the Device Manager server. ( <i>error-message</i> )	<p><i>Cause:</i> An error occurred in the Device Manager server.</p> <p><i>Action:</i> Take action according to the instructions given in the Device Manager manual.</p>
KARF10004-E	A network error occurred in the Device Manager server. ( <i>error-message</i> )	<p><i>Cause:</i> An error occurred in the Device Manager server.</p> <p><i>Action:</i> Take action according to the instructions given in the Device Manager manual.</p>
KARF10005-E	A communication error occurred in the Device Manager server. ( <i>error-message</i> )	<p><i>Cause:</i> An error occurred in the Device Manager server.</p> <p><i>Action:</i> Take action according to the instructions given in the Device Manager manual.</p>
KARF10006-E	The Device Manager server detected a storage error. ( <i>error-message</i> )	<p><i>Cause:</i> An error occurred in the Device Manager server.</p> <p><i>Action:</i> Take action according to the instructions given in the Device Manager manual.</p>

Error Code	Error Message	Cause and Action
KARF10007-E	An error occurred in the Device Manager server. ( <i>error-message</i> )	<p><i>Cause:</i> An error occurred in the Device Manager server.</p> <p><i>Action:</i> Take action according to the instructions given in the Device Manager manual.</p>
KARF10008-E	An error occurred while the storage pool information was being acquired.	<p><i>Cause:</i> An internal error occurred in the Device Manager server.</p> <p><i>Action:</i> Contact the Support Center.</p>
KARF10011-E	The specified storage subsystem does not exist.	<p><i>Cause:</i> The specified subsystem was not found. Either management information was deleted from Device Manager, or access permissions were lost.</p> <p><i>Action:</i> Confirm that the specification is correct, and then retry.</p>
KARF10012-E	An attempt to get the information from the database has failed. Information classification: <i>information-classification</i>	<p><i>Cause:</i> The information may already have been deleted from the database.</p> <p><i>Action:</i> Click "Refresh Tree" in the navigation area, and then check the latest information.</p>
KARF10013-E	The newest information cannot be acquired because the host is currently being refreshed. Information classification: <i>information-classification</i>	<p><i>Cause:</i> The host refresh processing is updating the database information.</p> <p><i>Action:</i> After the host refresh processing finishes, click "Refresh Tree" in the navigation area, and then check the latest information.</p>
KARF10015-E	An internal error occurred while acquiring resource group information.	<p><i>Cause:</i> An internal error occurred.</p> <p><i>Action:</i> Contact the Support Center.</p>
KARF10016-E	An error occurred while the Common Component database was being updated. ( <i>error-message</i> )	<p><i>Cause:</i> An error occurred in the Device Manager server.</p> <p><i>Action:</i> Take action according to the instructions given in the Device Manager manual.</p>

Error Code	Error Message	Cause and Action
KARF10026-E	An error occurred while storage pool information was being updated.	<p><i>Cause:</i> The state of the Common Component database might be inconsistent.</p> <p><i>Action:</i> Update the Common Component database to the latest state. To do this, set "true" for the server.base.initialsynchro property in the server.properties file of Device Manager, and then restart the Device Manager server. If this problem persists, contact the Support Center.</p>
KARF10027-E	The specified volume ( <i>volume-number</i> ) also has owner permissions for resource groups under the specified resource group ( <i>resource-group-name</i> ).	<p><i>Cause:</i> The specified volume might have been moved to a lower-order resource group in the hierarchy of the specified resource group.</p> <p><i>Action:</i> Check the resource group to which the specified volume belongs.</p>
KARF10028-E	One or more paths are already set for the specified volume.	<p><i>Cause:</i> An attempt was made to move a volume for which one or more paths are specified.</p> <p><i>Action:</i> Check the path, and then take appropriate action.</p>
KARF10030-I	The relation between <i>resource-group1</i> and <i>resource-group2</i> is relation.	<p><i>Cause:</i> -</p> <p><i>Action:</i> No action is required.</p>
KARF10031-E	The move-source resource group does not have permissions for the specified volume.	<p><i>Cause:</i> The move-source resource group does not have permissions for the specified volume.</p> <p><i>Action:</i> Check the move-source resource group, and then take appropriate action.</p>
KARF10032-E	The logged-in user does not have permissions for the resource group <i>resource-group</i> .	<p><i>Cause:</i> A resource group for which permissions are insufficient was specified.</p> <p><i>Action:</i> Make sure the logged-in user has access permission for the resource group.</p>

Error Code	Error Message	Cause and Action
KARF10033-E	An access permission error occurred.	<p><i>Cause:</i></p> <p>The logged-in user does not have access permissions for modifying the storage pool.</p> <p><i>Action:</i></p> <p>Check the logged-in user access permissions, and then take appropriate action.</p>
KARF10034-E	The specified volume does not exist.	<p><i>Cause:</i></p> <p>The specified volume does not exist.</p> <p><i>Action:</i></p> <p>Check the volume, and then take appropriate action.</p>
KARF10035-E	The move destination and move source are the same.	<p><i>Cause:</i></p> <p>The same resource group was specified for both the move source and move destination.</p> <p><i>Action:</i></p> <p>Specify a different resource group for the move source and move destination.</p>
KARF10036-E	The specified plan does not exist.	<p><i>Cause:</i></p> <p>The specified plan was not found.</p> <p><i>Action:</i></p> <p>Make sure that the specification is correct, and then retry.</p>
KARF10038-E	User information for the logged-in user was not found. (User ID = <i>user-ID</i> )	<p><i>Cause:</i></p> <p>The user or resource group information might have been changed or deleted.</p> <p><i>Action:</i></p> <p>Check the registered information for the user and resource group.</p>
KARF10039-E	A resource group for which a logical group is not allocated cannot be specified. (resource group name = <i>resource-group-name</i> )	<p><i>Cause:</i></p> <p>A logical group has not been allocated to the specified resource group.</p> <p><i>Action:</i></p> <p>Check the registered information for the specified resource group.</p>
KARF10040-I	The volume ( <i>volume-number</i> ) was not moved because the move-source resource group ( <i>resource-group-name</i> ) does not have permission to configure a volume that is in a LUSE configuration.	<p><i>Cause:</i></p> <p>An attempt was made to move a volume that is in a LUSE configuration, but permission for the volume was lacking.</p> <p><i>Action:</i></p> <p>No action is required.</p>



Error Code	Error Message	Cause and Action
KARF10041-E	An access permission error occurred.	<i>Cause:</i> Access permission is insufficient for the specified volume. <i>Action:</i> Check the user access permissions.
KARF10100-E	An internal error occurred.	<i>Cause:</i> An internal error occurred in the Provisioning Manager server. <i>Action:</i> Contact the Support Center.
KARF10101-E	A setting is invalid. (setting = <i>parameter</i> )	<i>Cause:</i> A setting parameter is invalid. <i>Action:</i> Fix the parameter, and then retry.
KARF10102-I	The volume group <i>volume-group-name</i> was not deleted because device files other than those to be deleted exist on the volume group.	<i>Cause:</i> Device files other than those to be deleted exist on the volume group. <i>Action:</i> No action is required.
KARF10110-I	The method started in the API. <i>parameter</i>	<i>Cause:</i> - <i>Action:</i> No action is required.
KARF10111-I	The method ended in the API. <i>return-value</i>	<i>Cause:</i> - <i>Action:</i> No action is required.
KARF10120-I	The method started in the API. <i>parameter</i>	<i>Cause:</i> - <i>Action:</i> No action is required.
KARF10121-I	The method ended in the API. <i>return-value</i>	<i>Cause:</i> - <i>Action:</i> No action is required.
KARF10130-I	The method started in the API. <i>parameter</i>	<i>Cause:</i> - <i>Action:</i> No action is required.
KARF10131-I	The method ended in the API. <i>return-value</i>	<i>Cause:</i> - <i>Action:</i> No action is required.

Error Code	Error Message	Cause and Action
KARF10200-W	An unsupported item was detected during validation of the LDEV for allocation. (item code = <i>item-code</i> )	<i>Cause:</i> An unsupported item was detected during validation of the LDEV for allocation. <i>Action:</i> No action is required.
KARF10201-W	This volume cannot be validated because it does not belong to this subsystem. Check whether the volume is usable.	<i>Cause:</i> This volume does not belong to this subsystem. <i>Action:</i> Confirm the availability of the volume, and then execute.
KARF10202-W	Confirm that no host is using this volume.	<i>Cause:</i> LUN security is set for a non-target host. <i>Action:</i> Confirm the availability of the volume, and then execute.
KARF10207-W	The volume might be used as a TrueCopy volume. Check the volume's status.	<i>Cause:</i> The Copy Status is not Simplex. <i>Action:</i> Confirm the availability of the volume, and then execute.
KARF10208-W	The volume might be used as a ShadowImage volume. Check the volume's status.	<i>Cause:</i> The Copy Status is not Simplex. <i>Action:</i> Confirm the availability of the volume, and then execute.
KARF10209-W	The volume might be used as a QuickShadow / COW Snapshot volume. Check the volume's status.	<i>Cause:</i> The Copy Status is not Simplex. <i>Action:</i> Confirm the availability of the volume, and then execute.
KARF10210-W	The volume might be used as a Universal Replicator volume. Check the volume's status.	<i>Cause:</i> The Copy Status is other than Simplex. <i>Action:</i> Confirm the availability of the volume, and then execute.
KARF10219-W	Confirm that the number of LUSE volumes and/or their sizes are usable on the target host's OS.	<i>Cause:</i> The number of LUSE volumes and/or their sizes exceeds the range supported by the target host's OS. <i>Action:</i> Confirm the availability of the volume, and then execute.

Error Code	Error Message	Cause and Action
KARF10223-W	The path configuration does not match that of the target file system. Make sure that mismatching path configurations will not cause problems.	<p><i>Cause:</i> The LU path configuration is incompatible with the target file system.</p> <p><i>Action:</i> Confirm the availability of the volume, and then execute.</p>
KARF10224-W	The LUN security settings do not match that of the target file system. Make sure that mismatching LUN security settings will not cause problems.	<p><i>Cause:</i> The LUN security is incompatible with the LUN security of the target file system.</p> <p><i>Action:</i> Confirm the availability of the volume, and then execute.</p>
KARF10225-W	The RAID level does not match that of the target file system. Make sure that mismatching RAID levels will not cause problems.	<p><i>Cause:</i> The RAID level is incompatible with the RAID level of the target file system.</p> <p><i>Action:</i> Confirm the availability of the volume, and then execute.</p>
KARF10226-W	The encryption status does not match that of the target file system. Make sure that mismatched encryption statuses will not cause problems.	<p><i>Cause:</i> The encryption status does not match that of the target file system.</p> <p><i>Action:</i> Confirm the availability of the volume, and then execute.</p>
KARF11002-E	An error occurred while communicating with HBase Storage Mgmt Common Service.	<p><i>Cause:</i> HBase Storage Mgmt Common Service is not running, or a network error has occurred.</p> <p><i>Action:</i> Make sure that the status of the network and Common Component is active.</p>
KARF11003-E	An attempt to access Common Component has failed. Provisioning Manager might not be installed correctly.	<p><i>Cause:</i> The program product information for Provisioning Manager is not registered in Common Component.</p> <p><i>Action:</i> Re-install, and then retry.</p>
KARF11005-E	An error occurred in HBase Storage Mgmt Common Service while accessing Common Component.	<p><i>Cause:</i> The status of HBase Storage Mgmt Common Service is invalid.</p> <p><i>Action:</i> Contact the Support Center.</p>

Error Code	Error Message	Cause and Action
KARF11006-E	An internal error occurred while accessing Common Component.	<p><i>Cause:</i></p> <p>The status of HBase Storage Mgmt Common Service is invalid.</p> <p><i>Action:</i></p> <p>Contact the Support Center.</p>
KARF11014-E	An internal error occurred.	<p><i>Cause:</i></p> <p>An internal error occurred while attempting to acquire the message ID.</p> <p><i>Action:</i></p> <p>Contact the Support Center.</p>
KARF11023-E	An attempt to delete information from the Common Component database has failed.	<p><i>Cause:</i></p> <p>An attempt to access the Common Component database has failed.</p> <p><i>Action:</i></p> <p>Check the log of Common Component, and then take appropriate action.</p>
KARF12000-E	One or more application files are corrupt.	<p><i>Cause:</i></p> <p>The system environment, necessary for execution of license management, is invalid.</p> <p><i>Action:</i></p> <p>Contact the Support Center.</p>
KARF12001-E	This license key is invalid or has already been registered.	<p><i>Cause:</i></p> <p>Possible causes are as follows:</p> <ul style="list-style-type: none"> <li>▪ An invalid license key was entered.</li> <li>▪ An attempt was made to register the same license twice.</li> </ul> <p><i>Action:</i></p> <p>Enter the correct license key, and then retry.</p>
KARF12002-E	One or more application files are corrupt.	<p><i>Cause:</i></p> <p>The system environment, necessary for execution of license management, is invalid.</p> <p><i>Action:</i></p> <p>Contact the Support Center.</p>
KARF12003-E	This license key file is invalid.	<p><i>Cause:</i></p> <p>The license key entered for license addition does not exist in the license key file.</p> <p><i>Action:</i></p> <p>Enter the correct license key file, and then retry.</p>

Error Code	Error Message	Cause and Action
KARF12004-E	The required license key is missing from the license key file. This license key file may be for a different product.	<p><i>Cause:</i> The required license key is missing from the license key file. This license key file may be for a different product.</p> <p><i>Action:</i> Enter the correct license key file, and then retry.</p>
KARF12005-W	An attempt to delete a temporary file has failed.	<p><i>Cause:</i> The system environment, necessary for execution of license management, is invalid.</p> <p><i>Action:</i> No action is required.</p>
KARF12006-E	An attempt to execute license management has failed.	<p><i>Cause:</i> Memory for executing license management may be insufficient on the system running Provisioning Manager.</p> <p><i>Action:</i> Check whether there is sufficient memory in the system. If this problem persists, contact the Support Center.</p>
KARF12007-E	This license key is either invalid or may be for another product.	<p><i>Cause:</i> Possible causes are as follows:</p> <ul style="list-style-type: none"> <li>▪ An invalid license key was entered.</li> <li>▪ The entered license was for another product.</li> </ul> <p><i>Action:</i> Enter the correct license key, and then retry.</p>
KARF12008-E	This license key file is invalid or has already been registered.	<p><i>Cause:</i> Possible causes are as follows:</p> <ul style="list-style-type: none"> <li>▪ An invalid license key file was entered.</li> <li>▪ An attempt was made to register the same license key file twice.</li> </ul> <p><i>Action:</i> Enter the correct license key file, and then retry.</p>

Error Code	Error Message	Cause and Action
KARF15000-E	An error occurred while communicating with the Device Manager agent. ( <i>Device-Manager-error-message</i> )	<i>Cause:</i> An error occurred while communicating with the Device Manager agent. <i>Action:</i> See the Device Manager manual, and follow the action instructions for the Device Manager error message.
KARF15001-E	An internal server error occurred.	<i>Cause:</i> An internal error occurred in the Provisioning Manager server. <i>Action:</i> Contact the Support Center.
KARF15002-E	An access permission error occurred.	<i>Cause:</i> Access permission is insufficient for the specified host. <i>Action:</i> Check the user access permissions.
KARF15003-E	The specified object does not exist in the database.	<i>Cause:</i> The specified object might have already been deleted. <i>Action:</i> Click "Refresh Tree" in the navigation area to refresh the information, and then check whether the specified object exists.
KARF15101-W	Mount point modification. (mount point = <i>mount-point</i> )	<i>Cause:</i> - <i>Action:</i> No action is required.
KARF15102-W	An attempt to change the mount point has failed. ( <i>mount-point</i> )	<i>Cause:</i> - <i>Action:</i> No action is required.
KARF15103-E	The host cannot be refreshed because it is undergoing host-setting processing. (host name = <i>host-name</i> )	<i>Cause:</i> The specified host is undergoing host-setting processing. <i>Action:</i> Wait for the host-setting processing to finish, and then retry the operation.

Error Code	Error Message	Cause and Action
KARF15301-E	The host information is inconsistent with that of the Device Manager agent.	<p><i>Cause:</i></p> <p>An inconsistency exists between the host information and the information sent by the Device Manager agent.</p> <p><i>Action:</i></p> <p>The Provisioning Manager server might not contain the most current host information. Refresh the host information.</p>
KARF15302-E	The specified file system <i>mount-point-name-of-the-file-system</i> does not exist.	<p><i>Cause:</i></p> <p>The file system information, for which a setting operation was attempted, did not exist in the Provisioning Manager server database.</p> <p><i>Action:</i></p> <p>The Provisioning Manager server might not contain the most current host information. Refresh the host information.</p>
KARF15303-E	The specified mount point <i>mount-point-name-of-the-file-system</i> is already being used.	<p><i>Cause:</i></p> <p>The specified mount point name of the file system is already being used.</p> <p><i>Action:</i></p> <p>The Provisioning Manager server might not contain the most current host information. Refresh the host information.</p>
KARF15304-E	The specified logical volume <i>logical-volume-name</i> does not exist.	<p><i>Cause:</i></p> <p>The logical volume information, for which a setting operation was attempted, did not exist in the Provisioning Manager server database.</p> <p><i>Action:</i></p> <p>The Provisioning Manager server might not contain the most current host information. Refresh the host information.</p>
KARF15305-E	The specified logical volume <i>logical-volume-name</i> is already being used.	<p><i>Cause:</i></p> <p>The specified logical volume name is already being used.</p> <p><i>Action:</i></p> <p>The Provisioning Manager server might not contain the most current host information. Refresh the host information.</p>

Error Code	Error Message	Cause and Action
KARF15306-E	The specified volume group <i>volume-group-name</i> does not exist.	<p><i>Cause:</i></p> <p>The volume group information, for which a setting operation was attempted, did not exist in the Provisioning Manager server database.</p> <p><i>Action:</i></p> <p>The Provisioning Manager server might not contain the most current host information. Refresh the host information.</p>
KARF15307-E	The specified volume group <i>volume-group-name</i> is already being used.	<p><i>Cause:</i></p> <p>The specified volume group name is already being used.</p> <p><i>Action:</i></p> <p>The Provisioning Manager server might not contain the most current host information. Refresh the host information.</p>
KARF15308-E	The specified device file <i>device-file-name</i> does not exist.	<p><i>Cause:</i></p> <p>Device file information, necessary for updating information, did not exist in the Provisioning Manager server database.</p> <p><i>Action:</i></p> <p>The Provisioning Manager server might not contain the most current host information. Refresh the host information.</p>
KARF15309-E	There was an error in the acquired physical volume information.	<p><i>Cause:</i></p> <p>The operation environment of the Device Manager agent might not be correct.</p> <p><i>Action:</i></p> <p>Revise the operating environment of the Device Manager agent.</p>
KARF15310-E	An attempt to acquire information from the database has failed. Information classification: <i>information-classification</i>	<p><i>Cause:</i></p> <p>The information might have already been deleted from the database.</p> <p><i>Action:</i></p> <p>Click "Refresh Tree" in the navigation area, and then check the latest information.</p>
KARF15311-E	An attempt to acquire information from the database has failed. Information classification: <i>information-classification</i>	<p><i>Cause:</i></p> <p>The information might have already been deleted from the database.</p> <p><i>Action:</i></p> <p>Refresh the host information.</p>



Error Code	Error Message	Cause and Action
KARF15312-E	An attempt to create a volume group has failed.	<p><i>Cause:</i> An attempt was made to use a volume group name on Provisioning Manager, but the name is already being used on the host.</p> <p><i>Action:</i> Retry the setting operation.</p>
KARF15313-E	An attempt to create a logical group on the volume group <i>volume-group-name</i> has failed.	<p><i>Cause:</i> An attempt was made to use a logical volume name on Provisioning Manager, but the name is already being used on the host.</p> <p><i>Action:</i> Delete the volume group displayed in the message, and then retry the setting operation.</p>
KARF15314-E	The setting operation cannot be executed for the specified host. (host = <i>host-name</i> )	<p><i>Cause:</i> The host status might have been changed.</p> <p><i>Action:</i> Check the host status.</p>
KARF15401-E	The user does not have permission to perform the operation on the specified plan. (plan name = <i>plan-name</i> )	<p><i>Cause:</i> The user does not have permission for the specified plan.</p> <p><i>Action:</i> Check the user access permissions.</p>
KARF15402-E	The specified plan name is already in use. (plan name = <i>plan-name</i> )	<p><i>Cause:</i> A plan with the same name as the specified plan exists.</p> <p><i>Action:</i> Change the plan name, and then retry the operation.</p>
KARF15403-E	User information for the logged-in user was not found. (user = <i>user-ID</i> )	<p><i>Cause:</i> The user or resource group information might have been changed or deleted.</p> <p><i>Action:</i> Check the registered information for the user and resource group.</p>
KARF15500-E	User information for the logged-in user was not found. (user = <i>user-ID</i> )	<p><i>Cause:</i> The user or resource group information might have been changed or deleted.</p> <p><i>Action:</i> Check the registered information for the user and resource group.</p>

Error Code	Error Message	Cause and Action
KARF15600-E	The specified object does not exist in the database, or the user does not have access permissions.	<p><i>Cause:</i></p> <p>The specified object has already been deleted, or access permissions might have been revoked.</p> <p><i>Action:</i></p> <p>Click "Refresh Tree" in the navigation area to refresh the information, and then check whether the specified object exists.</p>
KARF15601-E	A volume that constitutes the specified file system was not found.	<p><i>Cause:</i></p> <p>Permissions to access the volume might be insufficient.</p> <p><i>Action:</i></p> <p>Check the user access permissions.</p>
KARF15602-E	The setting operation cannot be executed for the specified host. (host = <i>host-name</i> )	<p><i>Cause:</i></p> <p>The host information might not be up to date.</p> <p><i>Action:</i></p> <p>Refresh the host information, wait for the refresh to complete, and then retry the operation.</p>
KARF15603-E	The specified file system cannot be expanded. (file system = <i>file-system</i> )	<p><i>Cause:</i></p> <p>The host information might not be up to date.</p> <p><i>Action:</i></p> <p>Refresh the host information, wait for the refresh to complete, and then retry the operation.</p>
KARF15604-E	The specified resource group information was not found. (resource group name = <i>resource-group-name</i> )	<p><i>Cause:</i></p> <p>The resource group information might have been changed or deleted.</p> <p><i>Action:</i></p> <p>Check the registered information for the resource group.</p>
KARF15605-E	An inconsistency in storage subsystem information was detected. (subsystem name = <i>subsystem-name</i> )	<p><i>Cause:</i></p> <p>The storage subsystem information might be being updated.</p> <p><i>Action:</i></p> <p>Use Device Manager to refresh the storage subsystem, and then retry the operation.</p>
KARF15606-E	User information for the logged-in user was not found. (user = <i>user-ID</i> )	<p><i>Cause:</i></p> <p>The user or resource group information might have been changed or deleted.</p> <p><i>Action:</i></p> <p>Check the registered information for the user and resource group.</p>

Error Code	Error Message	Cause and Action
KARF15607-E	The latest information cannot be acquired because the storage subsystem information is being updated. (subsystem name = <i>subsystem-name</i> )	<i>Cause:</i> The storage subsystem information is being updated. <i>Action:</i> After the update processing finishes, retry the operation.
KARF15608-E	The newest information cannot be acquired because the host is currently being refreshed. Information classification: <i>information-classification</i>	<i>Cause:</i> The host refresh processing is updating the database information. <i>Action:</i> After the host refresh processing finishes, click "Refresh Tree" in the navigation area, and then check the latest information.
KARF15801-E	An error occurred while storage pool information was being acquired. <i>message</i>	<i>Cause:</i> An internal error occurred while storage pool information was being acquired. <i>Action:</i> Contact the Support Center.
KARF15802-I	SQL acquiring the storage pool: (SQL)	<i>Cause:</i> - <i>Action:</i> No action is required.
KARF16000-E	An exception occurred while updating the Common Component database. The state might be inconsistent. target object: ( <i>target-object</i> )	<i>Cause:</i> An attempted database access has failed, while acquiring information for updating the Common Component database. <i>Action:</i> Update the Common Component database to the latest state. Set "true" for the server.base.initialsynchro property in the server.properties file of Device Manager, and then restart the Device Manager server.
KARF16001-W	The subsystem corresponding to the physical volume does not exist. (" <i>Physical-volume</i> ")	<i>Cause:</i> The subsystem may have been deleted. <i>Action:</i> Refresh the host information.
KARF17000-E	An internal server error occurred.	<i>Cause:</i> An internal error occurred during database processing. <i>Action:</i> Contact the Support Center.

Error Code	Error Message	Cause and Action
KARF17001-E	An object has an invalid parameter.	<i>Cause:</i> An invalid parameter was detected during database processing. <i>Action:</i> Contact the Support Center.
KARF17002-E	The database manager operation is invalid.	<i>Cause:</i> An attempt to initialize the database processing has failed. <i>Action:</i> Contact the Support Center.
KARF17003-E	An error occurred during a database query.	<i>Cause:</i> An error occurred during the database query process. <i>Action:</i> Contact the Support Center.
KARF17004-E	An error occurred during a database insert.	<i>Cause:</i> An error occurred during database update processing. <i>Action:</i> Contact the Support Center.
KARF17005-E	An error occurred during deletion of a database.	<i>Cause:</i> An error occurred during database deletion processing. <i>Action:</i> Contact the Support Center.
KARF17006-I	Database-update SQL was executed. (SQL)	<i>Cause:</i> - <i>Action:</i> No action is required.
KARF17007-I	Database-query SQL was executed. (SQL)	<i>Cause:</i> - <i>Action:</i> No action is required.
KARF17008-E	The amount of information that the Provisioning Manager server can manage has reached the maximum value.	<i>Cause:</i> The amount of information that the Provisioning Manager server can manage has reached the maximum value. <i>Action:</i> Restart the Provisioning Manager server.

Error Code	Error Message	Cause and Action
KARF17009-E	The host-setting operation was stopped because the Provisioning Manager server was shut down.	<p><i>Cause:</i></p> <p>The Provisioning Manager server was shut down during host-setting processing.</p> <p><i>Action:</i></p> <p>Check the progress and error cause of the host-setting processing that did not finish, and perform recovery processing. For details, see the Provisioning Manager manual.</p>
KARF17010-E	The specified file system <i>mount-point-name-of-the-file-system</i> does not exist.	<p><i>Cause:</i></p> <p>The file system information, for which a setting operation was attempted, did not exist in the Provisioning Manager server database.</p> <p><i>Action:</i></p> <p>The Provisioning Manager server might not contain the most current host information. Refresh the host information.</p>
KARF17011-E	The specified logical volume <i>logical-volume-name</i> does not exist.	<p><i>Cause:</i></p> <p>The logical volume information, for which a setting operation was attempted, did not exist in the Provisioning Manager server database.</p> <p><i>Action:</i></p> <p>The Provisioning Manager server might not contain the most current host information. Refresh the host information.</p>
KARF17012-E	An internal error occurred.	<p><i>Cause:</i></p> <p>An internal error occurred while attempting to acquire storage pool information.</p> <p><i>Action:</i></p> <p>Contact the Support Center.</p>
KARF18000-E	An attempt to set the volume on the host <i>host-name</i> has failed. (error detail = <i>error-detail</i> )	<p><i>Cause:</i></p> <p>An error occurred during the setup of a volume on the host.</p> <p><i>Action:</i></p> <p>Contact the Support Center.</p>
KARF18001-E	An error was detected in communication processing with the Device Manager agent. ( <i>Device-Manager-error-message</i> )	<p><i>Cause:</i></p> <p>An error was detected in communication processing with the Device Manager agent.</p> <p><i>Action:</i></p> <p>See the Device Manager manual, and follow the action instructions for the Device Manager error message.</p>

Error Code	Error Message	Cause and Action
KARF18002-E	An attempt to acquire physical volume information has failed.	<p><i>Cause:</i> An error occurred while obtaining information about a physical volume from the Device Manager agent.</p> <p><i>Action:</i> Contact the Support Center.</p>
KARF18100-E	A required item is missing from the Device Manager agent response. ( <i>item</i> )	<p><i>Cause:</i> Items necessary for a response from the Device Manager agent were not found.</p> <p><i>Action:</i> Contact the Support Center.</p>
KARF18101-E	An internal error occurred.	<p><i>Cause:</i> There was an error in the response from the Device Manager agent.</p> <p><i>Action:</i> Contact the Support Center.</p>
KARF18102-E	The specified volume cannot be used in the host settings.	<p><i>Cause:</i> An error might have occurred in the disk, or the specified volume might not be formatted.</p> <p><i>Action:</i> Select a usable volume, and then retry the operation. If the specified volume is not formatted, format the volume, and then retry the operation.</p>
KARF18200-E	An internal error occurred.	<p><i>Cause:</i> An internal error occurred during the creation of a request for the Device Manager agent.</p> <p><i>Action:</i> Contact the Support Center.</p>
KARF20000-E	An attempt to communicate with the Provisioning Manager server has failed.	<p><i>Cause:</i> The server is not running, or the network for the server is not connected.</p> <p><i>Action:</i> Refer to the Provisioning Manager manual, check the state of the network, and then retry.</p>
KARF20001-E	The URL is invalid. (URL = <i>URL</i> )	<p><i>Cause:</i> The Provisioning Manager server URL is not set up correctly.</p> <p><i>Action:</i> Revise the URL, and then retry.</p>

Error Code	Error Message	Cause and Action
KARF20002-E	An internal error occurred.	<i>Cause:</i> An internal error occurred in the Provisioning Manager server. <i>Action:</i> Contact the Support Center.
KARF20003-E	The message with the following message ID cannot be displayed, due to an internal error. (ID of message sent from the Provisioning Manager server = <i>message-ID-of-undisplayed-message</i> )	<i>Cause:</i> An internal error occurred in the Provisioning Manager server. <i>Action:</i> Contact the Support Center.
KARF20004-E	A set parameter is invalid. (invalid parameter = <i>parameter</i> )	<i>Cause:</i> A set parameter is invalid. <i>Action:</i> Revise the parameter, and then retry.

# Provisioning Manager GUI Messages

The following table lists Provisioning Manager GUI messages.

**Table 2-2 Provisioning Manager GUI Messages**

Error Code	Error Message	Cause and Action
KARF30001-W	A value in the property file <code>server.properties</code> is incorrect. The default value for (key = <code>&lt;property-key&gt;</code> , value = <code>&lt;property-value&gt;</code> ) will be used for startup.	<i>Cause:</i> A value in the property file <code>server.properties</code> is incorrect. <i>Action:</i> Fix the incorrect property value, and then restart HBase Storage Mgmt Common Service and the Device Manager server service.
KARF30002-W	There is no property file( <code>server.properties</code> ). The default value for (key = <code>&lt;property-key&gt;</code> ) will be used for startup.	<i>Cause:</i> An attempt to load the property file <code>server.properties</code> has failed. <i>Action:</i> Check the property file( <code>server.properties</code> ).
KARF30003-I	A property value in the property file <code>server.properties</code> is not specified. The default value for (key = <code>&lt;property-key&gt;</code> ) will be used for startup.	<i>Cause:</i> - <i>Action:</i> -
KARF30004-W	A value in the property file <code>client.properties</code> is incorrect. The default value for <code>&lt;property-key&gt;</code> (key = <code>&lt;property-key&gt;</code> , value = <code>&lt;property-value&gt;</code> ) will be used for startup.	<i>Cause:</i> A value in the property file <code>client.properties</code> is incorrect. <i>Action:</i> Fix the incorrect property value, and then restart HBase Storage Mgmt Common Service and the Device Manager server service.
KARF30005-W	The property file ( <code>client.properties</code> ) was not found. The default value for key ( <code>&lt;property-key&gt;</code> ) will be used for startup.	<i>Cause:</i> An attempt to load the property file <code>client.properties</code> has failed. <i>Action:</i> Make sure that the property file ( <code>client.properties</code> ) exists.
KARF30006-W	A value in the property file <code>client.properties</code> is not specified. The default value for key ( <code>&lt;property-key&gt;</code> ) will be used for startup.	<i>Cause:</i> - <i>Action:</i> -
KARF30007-I	The value ( <code>&lt;property-value&gt;</code> ) has been specified for key ( <code>&lt;property-key&gt;</code> ) in the property file <code>client.properties</code> .	<i>Cause:</i> - <i>Action:</i> -



Error Code	Error Message	Cause and Action
KARF30401-I	Registration of the license key will now start.	<i>Cause:</i> - <i>Action:</i> -
KARF30402-I	The license key has been registered. (license information = <license-information>)	<i>Cause:</i> - <i>Action:</i> -
KARF30403-E	An attempt to register the license key has failed.	<i>Cause:</i> Refer to the error message ID recorded in the message log. <i>Action:</i> Take action appropriate for the message ID recorded in the message log.
KARF30404-I	Registration of the license using license file will now start.	<i>Cause:</i> - <i>Action:</i> -
KARF30405-I	The license has been registered by using license file.	<i>Cause:</i> - <i>Action:</i> -
KARF30406-E	An attempt to register the license using license file has failed.	<i>Cause:</i> Refer to the error message ID recorded in the message log. <i>Action:</i> Take action appropriate for the message ID recorded in the message log.
KARF30701-I	Moving of the LDEVs between pools will now start. Source: <move-source-resource-group> Destination: <move-destination-resource-group> LDEVs: <LDEV-object-id>	<i>Cause:</i> - <i>Action:</i> -
KARF30702-I	The LDEV was successfully moved between pools.	<i>Cause:</i> - <i>Action:</i> -

Error Code	Error Message	Cause and Action
KARF30703-E	An attempt to move LDEVs between pools has failed.	<i>Cause:</i> Refer to the error message ID recorded in the message log. <i>Action:</i> Take action appropriate for the message ID recorded in the message log.
KARF30801-I	Addition of the file system will now start.(<file-system-parameter>)	<i>Cause:</i> - <i>Action:</i> -
KARF30802-I	The file system was successfully added.	<i>Cause:</i> - <i>Action:</i> -
KARF30803-I	Addition of the file system will now resume.	<i>Cause:</i> - <i>Action:</i> -
KARF30804-E	An attempt to add a file system has failed.	<i>Cause:</i> Refer to the error message ID recorded in the message log. <i>Action:</i> Take action appropriate for the message ID recorded in the message log.
KARF30805-I	An attempt to add a file system was suspended.	<i>Cause:</i> - <i>Action:</i> -
KARF30806-I	Expansion of the file system will now start.(<file-system-parameter>)	<i>Cause:</i> - <i>Action:</i> -
KARF30807-I	The file system was successfully expanded.	<i>Cause:</i> - <i>Action:</i> -
KARF30808-I	Expansion of the file system will now resume.	<i>Cause:</i> - <i>Action:</i> -

Error Code	Error Message	Cause and Action
KARF30809-E	An attempt to expand a file system has failed.	<i>Cause:</i> Refer to the error message ID recorded in the message log. <i>Action:</i> Take action appropriate for the message ID recorded in the message log.
KARF30810-I	An attempt to expand a file system was suspended.	<i>Cause:</i> - <i>Action:</i> -
KARF30811-I	Deletion of the file system will now start. (<file-system-parameter>)	<i>Cause:</i> - <i>Action:</i> -
KARF30812-I	The file system was successfully deleted.	<i>Cause:</i> - <i>Action:</i> -
KARF30813-I	Deletion of the file system will now resume.	<i>Cause:</i> - <i>Action:</i> -
KARF30814-E	An attempt to delete a file system has failed.	<i>Cause:</i> Refer to the error message ID recorded in the message log. <i>Action:</i> Take action appropriate for the message ID recorded in the message log.
KARF30815-I	An attempt to delete a file system was suspended.	<i>Cause:</i> - <i>Action:</i> -
KARF30816-I	Addition of the device file will now start. (<device-file-parameter>)	<i>Cause:</i> - <i>Action:</i> -
KARF30817-I	The device file was successfully added.	<i>Cause:</i> - <i>Action:</i> -

Error Code	Error Message	Cause and Action
KARF30818-I	Addition of the device file will now resume.	<i>Cause:</i> - <i>Action:</i> -
KARF30819-E	An attempt to add a device file has failed.	<i>Cause:</i> Refer to the error message ID recorded in the message log. <i>Action:</i> Take action appropriate for the message ID recorded in the message log.
KARF30820-I	An attempt to add a device file was suspended.	<i>Cause:</i> - <i>Action:</i> -
KARF30821-I	Deletion of the device file will now start. ( <i>&lt;device-file-parameter&gt;</i> )	<i>Cause:</i> - <i>Action:</i> -
KARF30822-I	The device file was successfully deleted.	<i>Cause:</i> - <i>Action:</i> -
KARF30823-I	Deletion of the device file will now resume.	<i>Cause:</i> - <i>Action:</i> -
KARF30824-E	An attempt to delete a device file has failed.	<i>Cause:</i> Refer to the error message ID recorded in the message log. <i>Action:</i> Take action appropriate for the message ID recorded in the message log.
KARF30825-I	An attempt to delete a device file was suspended.	<i>Cause:</i> - <i>Action:</i> -
KARF30829-E	An error occurred in the GUI servlet.	<i>Cause:</i> An error occurred in the GUI servlet. <i>Action:</i> Contact the Support Center.

Error Code	Error Message	Cause and Action
KARF30830-E	An error occurred in the GUI servlet.	<i>Cause:</i> An error occurred in the GUI servlet. <i>Action:</i> Contact the Support Center.
KARF31051-I	Host information will now be refreshed. (host name = <host-name>)	<i>Cause:</i> - <i>Action:</i> -
KARF31052-I	Host information was successfully refreshed.	<i>Cause:</i> - <i>Action:</i> -
KARF31053-E	The attempt to refresh host information has failed.	<i>Cause:</i> Refer to the error message ID recorded in the message log. <i>Action:</i> Take action appropriate for the message ID recorded in the message log.
KARF31101-I	Creation of the allocation plan will now start. (plan name = <plan-name>)	<i>Cause:</i> - <i>Action:</i> -
KARF31102-I	The allocation plan was successfully created. (plan name = <plan-name>)	<i>Cause:</i> - <i>Action:</i> -
KARF31103-E	An attempt to create an allocation plan has failed. (plan name = <plan-name>)	<i>Cause:</i> Refer to the error message ID recorded in the message log. <i>Action:</i> Take action appropriate for the message ID recorded in the message log.
KARF31104-I	Modification of the allocation plan will now start. (plan name = <plan-name>)	<i>Cause:</i> - <i>Action:</i> -
KARF31105-I	The allocation plan was successfully modified. (plan name = <plan-name>)	<i>Cause:</i> - <i>Action:</i> -

Error Code	Error Message	Cause and Action
KARF31106-E	An attempt to modify the allocation plan has failed. (plan name = <plan-name>)	<i>Cause:</i> Refer to the error message ID recorded in the message log. <i>Action:</i> Take action appropriate for the message ID recorded in the message log.
KARF31107-I	Saving of the allocation plan under another name will now start. (plan name = <plan-name>)	<i>Cause:</i> - <i>Action:</i> -
KARF31108-I	The allocation plan was successfully saved under another name. (plan name = <plan-name>)	<i>Cause:</i> - <i>Action:</i> -
KARF31109-E	An attempt to save the allocation plan under another name has failed. (plan name = <plan-name>)	<i>Cause:</i> Refer to the error message ID recorded in the message log. <i>Action:</i> Take action appropriate for the message ID recorded in the message log.
KARF31110-I	The plan security level will now be changed to <security-level>. (plan name = <plan-name>)	<i>Cause:</i> - <i>Action:</i> -
KARF31111-I	The plan security level was successfully changed to <security-level>. (plan name = <plan-name>)	<i>Cause:</i> - <i>Action:</i> -
KARF31112-E	An attempt to change the plan security level to <security-level> has failed. (plan name = <plan-name>)	<i>Cause:</i> - <i>Action:</i> -
KARF31113-I	Deletion of the allocation plan will now start. (plan name = <plan-name>)	<i>Cause:</i> - <i>Action:</i> -
KARF31114-I	The allocation plan was successfully deleted. (plan name = <plan-name>)	<i>Cause:</i> - <i>Action:</i> -

Error Code	Error Message	Cause and Action
KARF31115-E	An attempt to delete the allocation plan has failed. (plan name = <plan-name>)	<p><i>Cause:</i> Refer to the error message ID recorded in the message log.</p> <p><i>Action:</i> Take action appropriate for the message ID recorded in the message log.</p>
KARF40001-E	An error occurred in the GUI servlet. (<exception>)	<p><i>Cause:</i> An error occurred in the GUI servlet.</p> <p><i>Action:</i> Contact the Support Center.</p>
KARF40002-E	An error occurred in the GUI servlet. (<exception>)	<p><i>Cause:</i> An error occurred in the GUI servlet.</p> <p><i>Action:</i> Contact the Support Center.</p>
KARF40003-E	An error occurred in the GUI servlet.	<p><i>Cause:</i> An Internal error occurred in the GUI servlet.</p> <p><i>Action:</i> Contact the Support Center.</p>
KARF40004-E	An attempt to acquire the Provisioning Manager server information has failed.	<p><i>Cause:</i> A connection to the Provisioning Manager server could not be established.</p> <p><i>Action:</i> Check the status of the Device Manager server service.</p>
KARF40005-E	An exception occurred in the servlet.	<p><i>Cause:</i> An error occurred in the GUI servlet.</p> <p><i>Action:</i> Contact the Support Center.</p>
KARF40006-E	Your session is invalid.	<p><i>Cause:</i> Your session is invalid.</p> <p><i>Action:</i> Logout, and then login again.</p>
KARF40007-E	The data was cleared because no operation was performed for a period exceeding the fixed time limit. Re-acquire the list information from the method area.	<p><i>Cause:</i> Read data was cleared because no operation was performed for a period exceeding the fixed time limit.</p> <p><i>Action:</i> Re-acquire the list information from the method area.</p>

Error Code	Error Message	Cause and Action
KARF40008-E	A user authentication error occurred during transition between pages.	<p><i>Cause:</i> A user authentication error occurred during transition between pages.</p> <p><i>Action:</i> Contact the Support Center.</p>
KARF40009-E	A parameter error occurred. <exception>	<p><i>Cause:</i> The URL entered in the address field is invalid.</p> <p><i>Action:</i> Enter the URL for the Provisioning Manager server.</p>
KARF40010-E	The read data was cleared because no operation was performed for a period exceeding the fixed time limit. Retry the operation, from the beginning.	<p><i>Cause:</i> Read data was cleared because no operation was performed for a period exceeding the fixed time limit.</p> <p><i>Action:</i> Retry the operation, from the beginning.</p>
KARF40011-E	Information obtained from the Provisioning Manager server is invalid.	<p><i>Cause:</i> There is an information mismatch within the Provisioning Manager server.</p> <p><i>Action:</i> Contact the Support Center.</p>
KARF40013-E	An invalid page transition was executed.	<p><i>Cause:</i> A page was opened using an invalid method, such as typing Alt and Cursor key.</p> <p><i>Action:</i> Open any window by clicking a link or a button.</p>
KARF40014-E	An error occurred in the navigation area.	<p><i>Cause:</i> An internal error occurred.</p> <p><i>Action:</i> Collect maintenance information, and then contact customer support.</p>
KARF40015-W	The storage subsystem information might not be up-to-date. Refresh the storage subsystem information, and then re-execute the operation. (subsystem: <subsystem-name>)	<p><i>Cause:</i> The storage subsystem information might not be up-to-date.</p> <p><i>Action:</i> Refresh the storage subsystem information, and then re-execute the operation.</p>



Error Code	Error Message	Cause and Action
KARF40016-W	The edit operation for the specified assignment plan cannot be executed because the specified storage subsystem is not supported by Provisioning Manager.	<p><i>Cause:</i> For the specified assignment plan, an attempt was made to execute an edit operation for a storage subsystem that is not supported by Provisioning Manager.</p> <p><i>Action:</i> For the specified assignment plan, please do not attempt to execute an edit operation for a storage subsystem that is not supported by Provisioning Manager.</p>
KARF40401-E	The temporary key expired on <date>.	<p><i>Cause:</i> The temporary license expired.</p> <p><i>Action:</i> Register a permanent license.</p>
KARF40402-E	The emergency key expired on <date>.	<p><i>Cause:</i> The emergency license expired.</p> <p><i>Action:</i> Register a permanent license.</p>
KARF40403-E	The license has not been registered.	<p><i>Cause:</i> The license has not been registered.</p> <p><i>Action:</i> Register a license key.</p>
KARF40404-I	The license key was registered. (license information = <license-information>)	<p><i>Cause:</i> -</p> <p><i>Action:</i> -</p>
KARF40405-E	An attempt to register the license key has failed.	<p><i>Cause:</i> The license key is invalid.</p> <p><i>Action:</i> Enter the correct license key.</p>
KARF40406-E	An error occurred while acquiring license information.	<p><i>Cause:</i> An attempt to acquire license information has failed.</p> <p><i>Action:</i> Contact the Support Center.</p>
KARF40407-E	An error occurred while registering license information.	<p><i>Cause:</i> An attempt to register license information has failed.</p> <p><i>Action:</i> Contact the Support Center.</p>

Error Code	Error Message	Cause and Action
KARF40408-I	The license information has been successfully registered.	<i>Cause:</i> - <i>Action:</i> -
KARF40409-E	The license key file has exceeded the maximum size.	<i>Cause:</i> The license key file has exceeded the maximum size. <i>Action:</i> Contact the Support Center.
KARF40410-I	Enter a license key or a license key file.	<i>Cause:</i> - <i>Action:</i> -
KARF40411-I	The temporary license will expire in <n> days on <date>.	<i>Cause:</i> - <i>Action:</i> Register a permanent license before the license expires.
KARF40412-E	The temporary license has expired. Enter a product license key or a product license key file.	<i>Cause:</i> The temporary license has expired. <i>Action:</i> Register a permanent license.
KARF40413-I	The emergency license will expire in <n> days on <date>.	<i>Cause:</i> - <i>Action:</i> Register a permanent license before the license expires.
KARF40414-E	The emergency license has expired. Enter a product license key or a product license key file.	<i>Cause:</i> The emergency license has expired. <i>Action:</i> Register a permanent license.
KARF40415-E	An attempt to acquire license information has failed.	<i>Cause:</i> An attempt to acquire license information has failed. <i>Action:</i> Contact the Support Center.
KARF40416-E	The temporary license has expired.	<i>Cause:</i> The temporary license has expired. <i>Action:</i> Register a permanent license.

Error Code	Error Message	Cause and Action
KARF40417-E	The emergency license has expired.	<i>Cause:</i> The emergency license has expired. <i>Action:</i> Register a permanent license.
KARF40418-W	The temporary license will expire in <n> days on <date>. Enter a product license key or a product license key file.	<i>Cause:</i> - <i>Action:</i> Register a permanent license before the license expires.
KARF40419-W	The emergency license will expire in <n> days on <date>. Enter a product license key or a product license key file.	<i>Cause:</i> - <i>Action:</i> Register a permanent license before the license expires.
KARF40501-E	Login failed because of an invalid user ID or password.	<i>Cause:</i> The user ID or password is invalid. <i>Action:</i> Revise the user ID and password.
KARF40502-E	An internal error occurred at login.	<i>Cause:</i> An error occurred in HBase Storage Mgmt Common Service. <i>Action:</i> Contact the Support Center.
KARF40503-E	Your session has timed out. Login again.	<i>Cause:</i> The session timed out. <i>Action:</i> Login again.
KARF40504-E	A connection with the Provisioning Manager server could not be established.	<i>Cause:</i> The Provisioning Manager server might not have finished starting. <i>Action:</i> Wait a while, and then retry the operation.
KARF40505-E	The user ID or password is invalid.	<i>Cause:</i> The user ID or password is invalid. <i>Action:</i> Enter a valid user ID and password.

Error Code	Error Message	Cause and Action
KARF40506-E	An error occurred in HBase Storage Mgmt Common Service.	<p><i>Cause:</i> HBase Storage Mgmt Common Service might not have completed startup.</p> <p><i>Action:</i> For LDAP:</p> <ol style="list-style-type: none"> <li>1. By using the host, port, and protocol set in <code>exauth.properties</code>, check whether the authentication server can be accessed, the settings of the external authentication server, and the status of the network.</li> <li>2. By using the <code>hcmsldapuser</code> command, check that the information for the server names specified in the <code>auth.server.name</code> attribute in <code>exauth.properties</code> is registered.</li> <li>3. If StartTLS is used, check the SSL settings.</li> <li>4. If you cannot resolve the problem, collect maintenance information, and then contact the Support Center.</li> </ol> <p>For RADIUS:</p> <ol style="list-style-type: none"> <li>1. By using the host, port, and protocol set in <code>exauth.properties</code>, check whether the authentication server can be accessed, the settings of the external authentication server, and the status of the network.</li> <li>2. By using the <code>hcmsradiussecret</code> command, check that the information for the server names specified in the <code>auth.server.name</code> attribute in <code>exauth.properties</code> is registered.</li> <li>3. If you cannot resolve the problem, collect maintenance information, and then contact the Support Center.</li> </ol>

Error Code	Error Message	Cause and Action
		<p>For Kerberos:</p> <ol style="list-style-type: none"> <li>1. By using the host and port set in <code>exauth.properties</code>, check whether the authentication server can be accessed, the settings of the external authentication server, and the status of the network.</li> <li>2. If you cannot resolve the problem, collect maintenance information, and then contact the Support Center.</li> </ol> <p>For not LDAP, not RADIUS and not Kerberos:</p> <p>Wait for a while, and then retry the operation.</p>
KARF40507-E	An attempt to log in to Provisioning Manager has failed. Allocate a resource group and a Device Manager permission other than Peer to the user, and then log in again.	<p><i>Cause:</i></p> <p>A resource group and permission required for using Provisioning Manager have not been assigned to the user.</p> <p><i>Action:</i></p> <p>Allocate a resource group and a Device Manager permission other than Peer to the user, and then log in again.</p>
KARF40601-E	The specified resource group does not currently exist.	<p><i>Cause:</i></p> <p>Another user has deleted the resource group.</p> <p><i>Action:</i></p> <p>Execute the method in the method area, and then check the latest information.</p>
KARF40651-E	The specified resource group does not currently exist.	<p><i>Cause:</i></p> <p>Another user has deleted the resource group.</p> <p><i>Action:</i></p> <p>Execute the method in the method area, and then check the latest information.</p>
KARF40652-W	The number of LDEVs in the storage pool has reached the maximum number of displayable LDEVs. If the LDEV that you want to reference cannot be found in the LDEV list, create a child group and move some LDEVs to the storage pool of the created child group. Filtering is effective for the list of LDEVs initially displayed.	<p><i>Cause:</i></p> <p>The number of LDEVs in the storage pool has reached the maximum number of displayable LDEVs.</p> <p><i>Action:</i></p> <p>See the Provisioning Manager manual for details on how to create a child group and move LDEVs to the storage pool of the created child group.</p>

Error Code	Error Message	Cause and Action
KARF40653-E	The specified volume group name is already being used. (volume group name = <volume-group-name>)	<p><i>Cause:</i> A volume group that has the same name as the specified volume group name exists.</p> <p><i>Action:</i> Change the volume group name, and then retry the operation.</p>
KARF40654-E	The specified logical volume name is already being used. (logical volume name = <logical-volume-name>)	<p><i>Cause:</i> A logical volume that has the same name as the specified logical volume name exists.</p> <p><i>Action:</i> Change the logical volume name, and then retry the operation.</p>
KARF40801-E	The host information might not be up to date. Refresh the host information, wait for the refresh to complete, and then retry the operation.	<p><i>Cause:</i> The host information might not be up to date.</p> <p><i>Action:</i> Refresh the host information, wait for the refresh to complete, and then retry the operation.</p>
KARF40802-E	The file system cannot be added to this host. (A necessary file system is not installed.)	<p><i>Cause:</i> The file system cannot be added to this host because a necessary file system is not installed.</p> <p><i>Action:</i> Install the file system needed by Provisioning Manager on this host.</p>
KARF40803-E	The host information might not be up to date, or there might be a problem with the software configuration of the host.	<p><i>Cause:</i> The host information might not be up to date, or there might be a problem with the software configuration of the host.</p> <p><i>Action:</i> Refresh the host information, wait for the refresh to complete, and then retry the operation. If the same problem occurs, see the Provisioning Manager manual for details on how to check the software configuration on the host.</p>
KARF40804-E	The host information might not be up to date. Refresh the host, wait for the refresh to complete, and then retry the operation.	<p><i>Cause:</i> The host information might not be up to date.</p> <p><i>Action:</i> Refresh the host information, wait for the refresh to complete, and then retry the operation.</p>

Error Code	Error Message	Cause and Action
KARF40805-E	This file system cannot be expanded.	<p><i>Cause:</i> This file system cannot be expanded.</p> <p><i>Action:</i> Check the software configuration in the host, referring to the Provisioning Manager manual.</p>
KARF40806-E	Processing for this wizard is already being executed.	<p><i>Cause:</i> Processing for this wizard is already being executed.</p> <p><i>Action:</i> Retry the wizard, from the beginning.</p>
KARF40807-W	No suitable volume usable from this host was found.	<p><i>Cause:</i> No usable volume exists in the selected subsystem and volume search range.</p> <p><i>Action:</i> Reselect the subsystem and volume search range.</p>
KARF40808-E	The host information might not be up to date, or there might be a problem with the software configuration of the host.	<p><i>Cause:</i> The host information might not be up to date, or there might be a problem with the software configuration of the host.</p> <p><i>Action:</i> Refresh the host information, wait for the refresh to complete, and then retry the operation. If the same problem occurs, see the Provisioning Manager manual for details on how to check the software configuration on the host.</p>
KARF40809-E	The file system is in a non-expandable state.	<p><i>Cause:</i> The file system is in a non-expandable state.</p> <p><i>Action:</i> Check the state of the file system, referring to the Provisioning Manager manual.</p>

Error Code	Error Message	Cause and Action
KARF40810-E	A timeout occurred during communication with the Provisioning Manager server.	<p><i>Cause:</i> A timeout occurred during communication with the Provisioning Manager server.</p> <p><i>Action:</i> Check the state of the network and server. After re-connecting, make sure that the operation has finished. For host settings, you can check in the operation history information list. If this error occurs frequently, contact the Support Center.</p>
KARF40811-W	An operation was performed while the subsystem was being updated. The displayed information might not be the latest information. (subsystem name = <subsystem-name>)	<p><i>Cause:</i> Information about the storage subsystem database is being updated.</p> <p><i>Action:</i> After the update processing finishes, retry the operation.</p>
KARF40820-W	<p>If the host information is not up to date, an unintended resource might be expanded. Make sure that the host information is up to date, and then execute processing. If it is not up to date, cancel processing, refresh the host information, and then re-execute expansion of the file system.</p> <p>Host: "&lt;host&gt;", Last updated: "&lt;last-updated-time&gt;"</p>	<p><i>Cause:</i> For some operations (such as direct operations on a file system in the host), Provisioning Manager host information might be inconsistent.</p> <p><i>Action:</i> If the host information is not up to date, cancel processing, refresh the host information, and then re-execute expansion of the file system.</p>
KARF40821-W	<p>If the host information is not up to date, an unintended resource might be deleted. Make sure that the host information is up to date, and then execute processing. If it is not up to date, cancel processing, refresh the host information, and then re-execute deletion of the file system.</p> <p>Host: "&lt;host&gt;", Last updated: "&lt;last-updated-time&gt;"</p>	<p><i>Cause:</i> For some operations (such as direct operations on a file system in the host), Provisioning Manager host information might be inconsistent.</p> <p><i>Action:</i> If the host information is not up to date, cancel processing, refresh the host information, and then re-execute deletion of the file system.</p>



Error Code	Error Message	Cause and Action
KARF40822-W	<p>If the host information is not up to date, an unintended resource might be deleted. Make sure that the host information is up to date, and then execute processing. If it is not up to date, cancel processing, refresh the host information, and then re-execute deletion of the device file.</p> <p>Host: "&lt;host&gt;", Last updated: "&lt;last-updated-time&gt;"</p>	<p><i>Cause:</i></p> <p>For some operations (such as direct operations on a device file in the host), Provisioning Manager host information might be inconsistent.</p> <p><i>Action:</i></p> <p>If the host information is not up to date, cancel processing, refresh the host information, and then re-execute deletion of the device file.</p>
KARF40823-W	<p>An attempt to expand the file system will fail if the file system is being accessed. Confirm that the file system is not being accessed.</p>	<p><i>Cause:</i></p> <p>The file system might be being accessed.</p> <p><i>Action:</i></p> <p>Make sure that the file system is not being accessed.</p>
KARF40824-W	<p>Make sure that the physical volume corresponding to the specified LDEV is not being used by another program. If you specify and operate an LDEV that is already being used, the data cannot be guaranteed and operations might not be performed properly.</p>	<p><i>Cause:</i></p> <p>When an LDEV that is being used by another program is specified and operations are performed for that LDEV, the data cannot be guaranteed and operations might not be performed properly.</p> <p>Possible causes are as follows:</p> <ul style="list-style-type: none"> <li>▪ An attempt was made to use a program that directly accesses physical volumes.</li> <li>▪ An attempt was made to use a program that accesses a link to physical volumes.</li> <li>▪ An attempt was made to use a program that accesses character devices that correspond to physical volumes.</li> </ul> <p><i>Action:</i></p> <p>Check the specified LDEV. If the specified LDEV is already being used, return to the Select Volume window and specify a different LDEV. If the specified LDEV is not being used by another program, continue operations.</p>

Error Code	Error Message	Cause and Action
KARF40825-W	Make sure that the target host does not contain a directory or file that has the same name as the specified volume group name or logical host name.	<p><i>Cause:</i></p> <p>If a name that is already being used for a volume group or logical volume is specified for the operation, an error occurs.</p> <p><i>Action:</i></p> <p>Check the specified volume group or logical volume. If a name that is already being used for a volume group or logical volume was specified, return to the window for setting parameters, and then respecify the volume group or logical volume.</p>
KARF41002-W	If you delete this file system, all attempts to access it will fail.	<p><i>Cause:</i></p> <p>-</p> <p><i>Action:</i></p> <p>-</p>
KARF41003-W	If you delete this device file, all attempts to access it will fail.	<p><i>Cause:</i></p> <p>-</p> <p><i>Action:</i></p> <p>-</p>
KARF41004-E	The file system is in a state such that it cannot be deleted.	<p><i>Cause:</i></p> <p>The file system is in a state such that it cannot be deleted.</p> <p><i>Action:</i></p> <p>Check the state of the file system, referring to the Provisioning Manager manual.</p>
KARF41005-E	The device file is in a state such that it cannot be deleted.	<p><i>Cause:</i></p> <p>The device file is in a state such that it cannot be deleted.</p> <p><i>Action:</i></p> <p>Check the state of the device file, referring to the Provisioning Manager manual.</p>
KARF50401-E	Enter the license key.	<p><i>Cause:</i></p> <p>The license key was not entered.</p> <p><i>Action:</i></p> <p>Enter the license key.</p>
KARF50402-E	Specify the license file.	<p><i>Cause:</i></p> <p>Although registration by license file was specified, the license file was not specified.</p> <p><i>Action:</i></p> <p>Specify the license file.</p>

Error Code	Error Message	Cause and Action
KARF50403-E	The license file that was entered is invalid.	<p><i>Cause:</i> The license file that was entered is invalid.</p> <p><i>Action:</i> Enter the correct license file, and then retry.</p>
KARF50501-E	Enter the user ID.	<p><i>Cause:</i> The user ID was not entered.</p> <p><i>Action:</i> Enter the user ID.</p>
KARF50502-E	Enter the password.	<p><i>Cause:</i> The password was not entered.</p> <p><i>Action:</i> Enter the password.</p>
KARF50503-E	Your browser must have JavaScript enabled.	<p><i>Cause:</i> A JavaScript is not enabled.</p> <p><i>Action:</i> Your browser must have JavaScript enabled.</p>
KARF50651-E	Enter an integer of at least 0.	<p><i>Cause:</i> The value entered for the minimum value or maximum value was not an integer of 0 or more.</p> <p><i>Action:</i> Enter an integer of at least 0.</p>
KARF50652-E	Enter a maximum size that is more than the minimum size.	<p><i>Cause:</i> The specified maximum size is smaller than the minimum size.</p> <p><i>Action:</i> Enter a maximum size that is more than the minimum size.</p>
KARF50701-E	LDEVs belonging to different subsystems are selected.	<p><i>Cause:</i> LDEVs belonging to different subsystems are selected in the LDEV list.</p> <p><i>Action:</i> Select LDEVs that belong to the same subsystem.</p>
KARF50702-E	No LDEV is selected.	<p><i>Cause:</i> No LDEV is selected for allocation, unallocation or movement.</p> <p><i>Action:</i> Select an LDEV.</p>

Error Code	Error Message	Cause and Action
KARF50703-I	Do you want to move these LDEVs?	<i>Cause:</i> - <i>Action:</i> -
KARF50704-E	The same resource group is specified as both the move-source and move-destination storage pool.	<i>Cause:</i> The same resource group was specified for both the move source and move destination. <i>Action:</i> Specify a different resource group for the move source and move destination.
KARF50705-E	No plan is selected.	<i>Cause:</i> No plan is selected. <i>Action:</i> Select a plan.
KARF50706-I	No LDEV matching the specified search conditions was found.	<i>Cause:</i> No LDEV matching the specified search conditions was found. <i>Action:</i> Change the search conditions, and then retry the search.
KARF50707-I	Are you sure you want to cancel the move? If you are sure, click [OK].	<i>Cause:</i> - <i>Action:</i> -
KARF50801-E	Enter a mount point.	<i>Cause:</i> The mount point is not entered. <i>Action:</i> Enter a mount point.
KARF50802-E	Only the following characters can be used in a mount point: (Windows) A-Z a-z 0-9 _ ( ) \ : (AIX) A-Z a-z 0-9 _ / (Other OSs) A-Z a-z 0-9 _ ( ) /	<i>Cause:</i> The mount point included at least one invalid character. <i>Action:</i> Use only valid characters in the mount point.
KARF50803-E	The mount point is invalid.	<i>Cause:</i> An entered character string is not valid in the mount point. <i>Action:</i> Enter a character string that is valid for a mount point.
KARF50804-I	Are you sure you want to cancel this wizard? If you are sure, click [OK].	<i>Cause:</i> - <i>Action:</i> -

Error Code	Error Message	Cause and Action
KARF50807-I	Are you sure you want to cancel this wizard? If you are sure, click [OK].	<i>Cause:</i> - <i>Action:</i> -
KARF50810-I	Are you sure you want to cancel this wizard? If you are sure, click [OK].	<i>Cause:</i> - <i>Action:</i> -
KARF50815-E	No volume is selected.	<i>Cause:</i> No volume is selected. <i>Action:</i> Select a volume.
KARF50816-E	Review the contents of the warning, and then select the check box.	<i>Cause:</i> The warning-confirmation check box was not selected. <i>Action:</i> Select the confirmation check box.
KARF50817-E	Re-enter the volume group name, using no more than 8 bytes.	<i>Cause:</i> The maximum number of characters that can be entered has been exceeded. <i>Action:</i> Enter characters within the range shown in the message.
KARF50818-E	Re-enter the logical volume name, using no more than 8 bytes.	<i>Cause:</i> The maximum number of characters that can be entered has been exceeded. <i>Action:</i> Enter characters within the range shown in the message.
KARF50819-E	Use only single-byte alphanumeric characters and the underbar (_) for the volume group name.	<i>Cause:</i> The volume group name contains an invalid character. <i>Action:</i> Using valid characters, re-enter the volume group name.
KARF50820-E	Use only single-byte alphanumeric characters and the underbar (_) for the logical volume name.	<i>Cause:</i> The logical volume name contains an invalid character. <i>Action:</i> Using valid characters, re-enter the logical volume name.

Error Code	Error Message	Cause and Action
KARF50821-E	The same name cannot be specified for the volume group and the logical volume.	<p><i>Cause:</i> The same name was specified for the volume group and the logical volume.</p> <p><i>Action:</i> Specify a different name for the volume group and logical volume, and then retry the operation.</p>
KARF50822-E	Neither the volume group name nor the logical volume name are specified.	<p><i>Cause:</i> Neither the volume group name nor the logical volume name are specified.</p> <p><i>Action:</i> Specify either the volume group name or the logical volume name. If you do not want to specify either, select "Do not specify".</p>
KARF51001-I	Are you sure you want to cancel deletion? If you are sure, click [OK].	<p><i>Cause:</i> -</p> <p><i>Action:</i> -</p>
KARF51002-E	Review the contents of the warning.	<p><i>Cause:</i> -</p> <p><i>Action:</i> -</p>
KARF51011-I	Are you sure you want to cancel deletion? If you are sure, click [OK].	<p><i>Cause:</i> -</p> <p><i>Action:</i> -</p>
KARF51012-E	Check the contents of the warning.	<p><i>Cause:</i> -</p> <p><i>Action:</i> -</p>
KARF51101-E	Enter a name.	<p><i>Cause:</i> The name is not entered.</p> <p><i>Action:</i> Enter a name.</p>
KARF51102-E	The following characters cannot be used in a name. \\ / , ; : ? * " < >  .	<p><i>Cause:</i> The name included at least one invalid character.</p> <p><i>Action:</i> Enter the name without using invalid characters.</p>

Error Code	Error Message	Cause and Action
KARF51103-E	A reserved word cannot be entered as a name.	<i>Cause:</i> A reserved word cannot be entered as a name. <i>Action:</i> Re-enter a different name.
KARF51105-E	Re-enter the name, using no more than 50 bytes.	<i>Cause:</i> The maximum number of characters that can be entered has been exceeded. <i>Action:</i> Enter a name whose characters are within the range specified in the message.
KARF51106-E	Re-enter the description, using no more than 255 bytes.	<i>Cause:</i> The maximum number of characters that can be entered has been exceeded. <i>Action:</i> Enter a name whose characters are within the range specified in the message.
KARF51113-I	Are you sure you want to change the allocation plan "<plan-name>" to a private plan? If you are sure, click [OK].	<i>Cause:</i> - <i>Action:</i> -
KARF51114-I	Are you sure you want to change the allocation plan "<plan-name>" to a public plan? If you are sure, click [OK].	<i>Cause:</i> - <i>Action:</i> -
KARF51115-I	Are you sure you want to add the allocation plan using these settings? If you are sure, click [OK].	<i>Cause:</i> - <i>Action:</i> -
KARF51116-I	Are you sure you want to cancel addition of the allocation plan? If you are sure, click [OK].	<i>Cause:</i> - <i>Action:</i> -
KARF51117-I	Are you sure you want to modify the allocation plan by using these settings? If you are sure, click [OK].	<i>Cause:</i> - <i>Action:</i> -
KARF51118-I	Are you sure you want to cancel editing of the allocation plan? If you are sure, click [OK].	<i>Cause:</i> - <i>Action:</i> -

Error Code	Error Message	Cause and Action
KARF51501-E	Enter an end date that is later than the start date.	<p><i>Cause:</i> An end date earlier than the start date was specified.</p> <p><i>Action:</i> Specify an end date that is later than the start date.</p>
KARF51502-I	There is no operation history data that matches the search conditions. Reset the search conditions, and then retry.	<p><i>Cause:</i> There is no operation log that matches the search conditions.</p> <p><i>Action:</i> Change the conditions, and then retry the search.</p>
KARF51503-W	The storage subsystem configuration information might have been updated. Refresh the storage subsystem. (subsystem: <subsystem-name>)	<p><i>Cause:</i> The storage subsystem configuration information might have been updated.</p> <p><i>Action:</i> Refresh the storage subsystem.</p>
KARF51504-E	<p>Provisioning Manager access to DB is blocked. Problem is detected in &lt;Database name&gt;. Call server administrator.</p> <p>The &lt;Database name&gt; will be the one of the following values. Common ComponentDevice Manager database</p>	<p><i>Cause:</i> -</p> <p><i>Action:</i> Call server administrator.</p>



## Messages Common to Provisioning Manager Components

The following messages are common to Provisioning Manager components.

**Table 2-3 Messages Common to Provisioning Manager Components**

Error Code	Error Message	Cause and Action
KARF99000-W	The value specified for <code>logger.MaxBackupIndex</code> in <code>logger.properties</code> is invalid, so the default value will be set and used for startup.	<i>Cause:</i> An invalid value is set for the setting <code>logger.MaxBackupIndex</code> in the property file <code>logger.properties</code> . <i>Action:</i> Check the value of <code>logger.properties</code> .
KARF99001-W	The value specified for <code>logger.MaxFileSize</code> in <code>logger.properties</code> is invalid, so the default value will be set and used for startup.	<i>Cause:</i> An invalid value is set for the setting <code>logger.MaxFileSize</code> in the property file <code>logger.properties</code> . <i>Action:</i> Check the value of <code>logger.properties</code> .
KARF99002-W	The value specified for <code>logger.sysloglevel</code> in <code>logger.properties</code> is invalid, so the default value will be set and used for startup.	<i>Cause:</i> An invalid value is set for the setting <code>logger.sysloglevel</code> in the property file <code>logger.properties</code> . <i>Action:</i> Check the value of <code>logger.properties</code> .
KARF99003-W	The value specified for <code>logger.loglevel</code> in <code>logger.properties</code> is invalid, so the default value will be set and used for startup.	<i>Cause:</i> An invalid value is set for the setting <code>logger.loglevel</code> in the property file <code>logger.properties</code> . <i>Action:</i> Check the value of <code>logger.properties</code> .
KARF99004-I	A value for <code>logger.MaxBackupIndex</code> in <code>logger.properties</code> is not specified, so the default value will be set and used for startup.	<i>Cause:</i> A value for <code>logger.MaxBackupIndex</code> in <code>logger.properties</code> is not specified. <i>Action:</i> If necessary, specify the value in <code>logger.properties</code> .

Error Code	Error Message	Cause and Action
KARF99005-I	A value for <code>logger.MaxFileSize</code> in <code>logger.properties</code> is not specified, so the default value will be set and used for startup.	<p><i>Cause:</i> A value for <code>logger.MaxFileSize</code> in <code>logger.properties</code> is not specified.</p> <p><i>Action:</i> If necessary, specify the value in <code>logger.properties</code>.</p>
KARF99006-I	A value for <code>logger.sysloglevel</code> in <code>logger.properties</code> is not specified, so the default value will be set and used for startup.	<p><i>Cause:</i> A value for <code>logger.MaxFileSize</code> in <code>logger.properties</code> is not specified.</p> <p><i>Action:</i> If necessary, specify the value in <code>logger.properties</code>.</p>
KARF99007-I	A value for <code>logger.loglevel</code> in <code>logger.properties</code> is not specified, so the default value will be set and used for startup.	<p><i>Cause:</i> A value for <code>logger.loglevel</code> in <code>logger.properties</code> is not specified.</p> <p><i>Action:</i> If necessary, specify the value in <code>logger.properties</code>.</p>
KARF99008-W	An attempt to load the <code>logger.properties</code> file has failed. The default values for all settings will be set and used for startup.	<p><i>Cause:</i> The property file (<code>logger.properties</code>) could not be read.</p> <p><i>Action:</i> Check the <code>logger.properties</code> file.</p>
KARF99009-W	The value specified for <code>logger.auditloglevel</code> in <code>logger.properties</code> is invalid, so the default value will be set and used for startup.	<p><i>Cause:</i> An invalid value is set for the setting <code>logger.auditloglevel</code> in the property file <code>logger.properties</code>.</p> <p><i>Action:</i> Check the value of <code>logger.properties</code>.</p>



## **Hitachi Data Systems**

### **Corporate Headquarters**

750 Central Expressway  
Santa Clara, California 95050-2627  
U.S.A.  
Phone: 1 408 970 1000  
[www.hds.com](http://www.hds.com)  
[info@hds.com](mailto:info@hds.com)

### **Asia Pacific and Americas**

750 Central Expressway  
Santa Clara, California 95050-2627  
U.S.A.  
Phone: 1 408 970 1000  
[info@hds.com](mailto:info@hds.com)

### **Europe Headquarters**

Sefton Park  
Stoke Poges  
Buckinghamshire SL2 4HD  
United Kingdom  
Phone: + 44 (0)1753 618000  
[info.eu@hds.com](mailto:info.eu@hds.com)



**MK-95HC117-11**