



# Hitachi Compute Blade 500 Series MIB User's Guide

## FASTFIND LINKS

[Getting Help](#)

[Contents](#)

© 2012-2014 Hitachi, Ltd. All rights reserved.

No part of this publication may be reproduced or transmitted in any form or by any means, electronic or mechanical, including photocopying and recording, or stored in a database or retrieval system for any purpose without the express written permission of Hitachi, Ltd.

Hitachi, Ltd., reserves the right to make changes to this document at any time without notice and assumes no responsibility for its use. This document contains the most current information available at the time of publication. When new or revised information becomes available, this entire document will be updated and distributed to all registered users.

Some of the features described in this document might not be currently available. Refer to the most recent product announcement for information about feature and product availability, or contact Hitachi Data Systems Corporation at <https://portal.hds.com>.

**Notice:** Hitachi, Ltd., products and services can be ordered only under the terms and conditions of the applicable Hitachi Data Systems Corporation agreements. The use of Hitachi, Ltd., products is governed by the terms of your agreements with Hitachi Data Systems Corporation.

Hitachi is a registered trademark of Hitachi, Ltd., in the United States and other countries. Hitachi Data Systems is a registered trademark and service mark of Hitachi, Ltd., in the United States and other countries.

Archivas, Essential NAS Platform, HiCommand, Hi-Track, ShadowImage, Tagmaserve, Tagmasoft, Tagmasolve, Tagmastore, TrueCopy, Universal Star Network, and Universal Storage Platform are registered trademarks of Hitachi Data Systems Corporation.

AIX, AS/400, DB2, Domino, DS6000, DS8000, Enterprise Storage Server, ESCON, FICON, FlashCopy, IBM, Lotus, MVS, OS/390, RS6000, S/390, System z9, System z10, Tivoli, VM/ESA, z/OS, z9, z10, zSeries, z/VM, and z/VSE are registered trademarks or trademarks of International Business Machines Corporation.

All other trademarks, service marks, and company names in this document or website are properties of their respective owners.

Microsoft product screen shots are reprinted with permission from Microsoft Corporation.



# Contents

Preface .....	v
Intended Audience .....	vi
Release Notes .....	vi
Referenced Documents .....	vi
Document Conventions .....	vi
Convention for storage capacity values .....	vii
Getting Help .....	viii
Comments .....	viii
Method of MIB description .....	1-1
Overview .....	1-2
Method of MIB description .....	1-3
Standard MIB .....	2-1
Support items .....	2-2
Private MIB .....	3-1
Private MIB .....	3-2





# Preface

This document describes how to use the Compute Blade 500 series. Please read this document carefully, and maintain a copy for reference.

This preface includes the following information:

- [Intended Audience](#)
- [Release Note](#)
- [Referenced Documents](#)
- [Document conventions](#)
- [Convention for storage capacity values](#)
- [Getting help](#)
- [Comments](#)

**Notice:** The use of Compute Blade 500 series and all other Hitachi Data Systems products is governed by the terms of your agreement(s) with Hitachi Data Systems.

## Intended Audience

This document is intended for the personnel who are involved in planning, managing, and performing the tasks to prepare your site for Compute Blade installation and to install the same.

This document assumes the following:

- The reader has a background in hardware installation of computer systems.
- The reader is familiar with the location where the Compute Blade will be installed, including knowledge of physical characteristics, power systems and specifications, and environmental specifications.

## Release Notes

Release notes contain requirements and more recent product information that may not be fully described in this manual. Be sure to review the release notes before installation.

## Referenced Documents

None.

## Document Conventions

The term “Compute Blade” refers to all the models of the Compute Blade, unless otherwise noted.





The Hitachi Virtualization Manager (HVM) name has been changed to Hitachi logical partitioning manager (LPAR manager, or LP). If you are using HVM based logical partitioning feature, substitute references to Hitachi logical partitioning manager (LPAR manager, or LP) with HVM.

This document uses the following typographic conventions:

Convention	Description
<b>Bold</b>	Indicates text on a window, other than the window title, including menus, menu options, buttons, fields, and labels. Example: Click <b>OK</b> .
<i>Italic</i>	Indicates a variable, which is a placeholder for actual text provided by the user or system. Example: <i>copy source-file target-file</i> <b>Note:</b> Angled brackets (< >) are also used to indicate variables.
screen/code	Indicates text that is displayed on screen or entered by the user. Example: # <code>pairdisplay -g oradb</code>
< > angled brackets	Indicates a variable, which is a placeholder for actual text provided by the user or system. Example: # <code>pairdisplay -g &lt;group&gt;</code> <b>Note:</b> Italic font is also used to indicate variables.

Convention	Description
[ ] square brackets	Indicates optional values. Example: [ a   b ] indicates that you can choose a, b, or nothing.
{ } braces	Indicates required or expected values. Example: { a   b } indicates that you must choose either a or b.
vertical bar	Indicates that you have a choice between two or more options or arguments. Examples: [ a   b ] indicates that you can choose a, b, or nothing. { a   b } indicates that you must choose either a or b.
<u>underline</u>	Indicates the default value. Example: [ <u>a</u>   b ]

This document uses the following icons to draw attention to information:

Icon	Meaning	Description
	WARNING	This indicates the presence of a potential risk that might cause death or severe injury.
	CAUTION	This indicates the presence of a potential risk that might cause relatively mild or moderate injury.
<b>NOTICE</b>	NOTICE	This indicates the presence of a potential risk that might cause severe damage to the equipment and/or damage to surrounding properties.
	Note	This indicates notes not directly related to injury or severe damage to equipment.
	Tip	This indicates advice on how to make the best use of the equipment.

## Convention for storage capacity values

Physical storage capacity values (for example, disk drive capacity) are calculated based on the following values:

Physical capacity unit	Value
1 kilobyte (KB)	1,000 (10 <sup>3</sup> ) bytes
1 megabyte (MB)	1,000 KB or 1,000 <sup>2</sup> bytes
1 gigabyte (GB)	1,000 MB or 1,000 <sup>3</sup> bytes
1 terabyte (TB)	1,000 GB or 1,000 <sup>4</sup> bytes
1 petabyte (PB)	1,000 TB or 1,000 <sup>5</sup> bytes
1 exabyte (EB)	1,000 PB or 1,000 <sup>6</sup> bytes

Logical storage capacity values (for example, logical device capacity) are calculated based on the following values:

Logical capacity unit	Value
1 block	512 bytes
1 KB	1,024 ( $2^{10}$ ) bytes
1 MB	1,024 KB or $1,024^2$ bytes
1 GB	1,024 MB or $1,024^3$ bytes
1 TB	1,024 GB or $1,024^4$ bytes
1 PB	1,024 TB or $1,024^5$ bytes
1 EB	1,024 PB or $1,024^6$ bytes

## Getting Help

The Hitachi Data Systems customer support staff is available 24 hours a day, seven days a week. If you need technical support, log on to the Hitachi Data Systems Portal for contact information: <https://portal.hds.com>.

## Comments

Please send us your comments on this document: [doc.comments@hds.com](mailto:doc.comments@hds.com). Include the document title and number including the revision level (for example, -07), and refer to specific sections and paragraphs whenever possible. All comments become the property of Hitachi Data Systems Corporation.

Thank you!



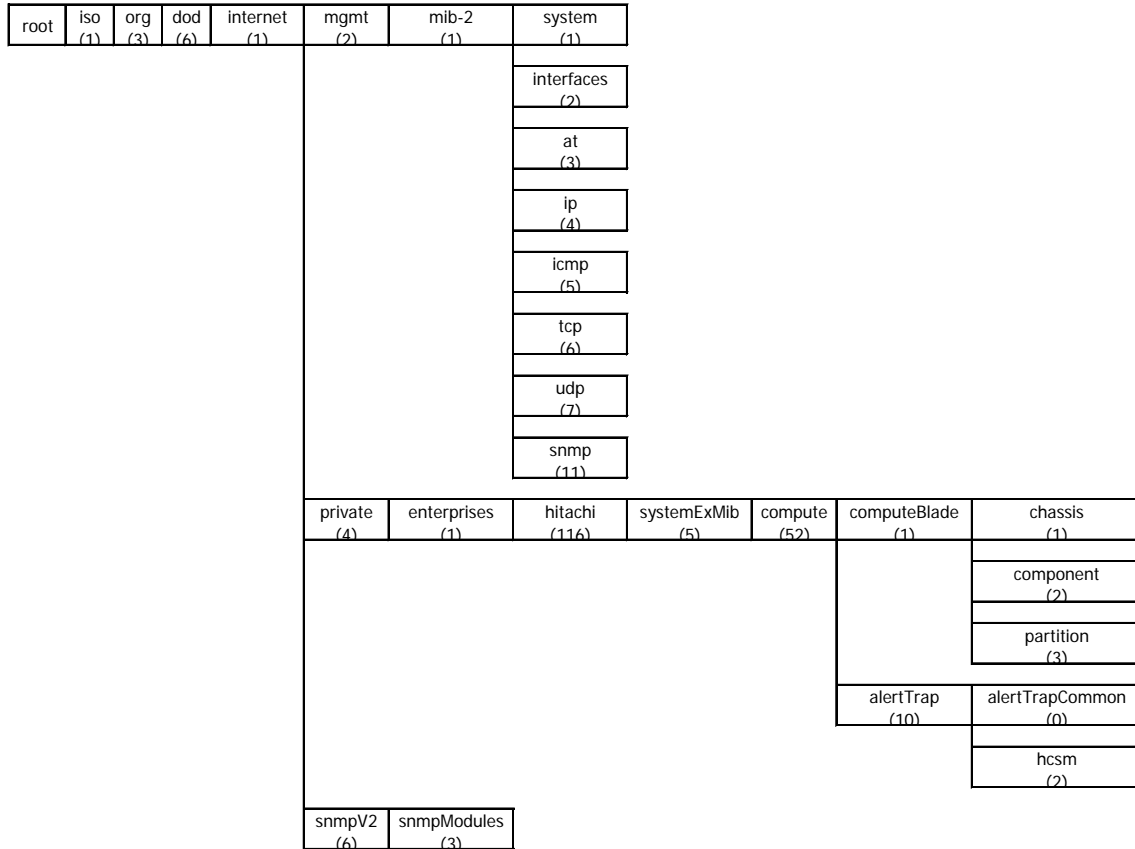
# Method of MIB description

This chapter describes the method of MIB description.

- [Overview](#)
- [Method of MIB description](#)

# Overview

The following figure describes the MIB tree structure.



**Figure 1-1 MIB tree structure**

## Method of MIB description

This section describes the symbolic convention that is used in this guide.

### Object identifier

The object identifier indicates the name of MIB object identifier.

### OID

The OID indicates the OID that is corresponded to the MIB object identifier.

### SYNTAX

The following table describes the syntax that is used in the private MIB.

**Table 1-1 Syntax of MIB**

No.	SYNTAX	Description
1	Not-Accessible	Access is disabled.
2	Display String	0 to 255 characters are enabled.
3	INTEGER	Integer value range: -2147483648 to 2147483647 are enabled.
4	Integer32	Integer value range: -2147483648 to 2147483647 are enabled.
5	OBJECT IDENTIFIER	Object identifier

### Access

The following describes what each MIB Access indicates.

- RO: Indicates MIB access is read-only.
- RW: Indicates MIB access is read-write.
- NA: Indicates MIB access is not-accessible.



## Standard MIB

This chapter describes the items of standard MIB.

- [Support items](#)

## Support items

The following table describes the nine supported groups by the standard MIB.

**Table 2-1 Supported standard MIB objects**

No.	Object identifier	OID	Description
1	system	.1.3.6.1.2.1.1*	Device information
2	interface	.1.3.6.1.2.1.2	Interface information
3	at	.1.3.6.1.2.1.3	ARP information
4	ip	.1.3.6.1.2.1.4	IP information
5	icmp	.1.3.6.1.2.1.5	ICMP information
6	tcp	.1.3.6.1.2.1.6	TCP information
7	udp	.1.3.6.1.2.1.7	UDP information
8	snmp	.1.3.6.1.2.1.11	SNMP information
9	snmpModules	.1.3.6.1.6.3	SNMPv3 information

\*"1.3.6.1.2.1.1.8" and "1.3.6.1.2.1.1.9" are not contained.



- The attribute access that in the standard of SNMP is read-write (RW) indicates read-only (RO) in this guide.
- The contents of object are according to the regulation of RFC1213, RFC1285, and RFC1398.  
For details of contents, see the website or the manual of SNMP manager.

## Private MIB

This chapter describes the private MIB.

- [Private MIB](#)

## Private MIB

This section describes private MIB items.

### Specification of SNMP Trap

The following table describes the notification of SNMP trap.

**Table 3-1 Specification of SNMP Trap**

	Item	Description
Content of messaging	Binding of the first variable	Time of alert transmission
	Binding of the second variable	Chassis ID
	Binding of the third variable	Alert level
	Binding of the fourth variable	Alert ID
	Binding of the fifth variable	Alert message
	Binding of the sixth variable*	Alert outbreak part
	Binding of the seventh variable	Alert module type
	Binding of the eighth variable	Alert module location
	Binding of the ninth variable	Alert module model name
	Binding of the tenth variable	Alert module serial number
	Binding of the eleventh variable	Alert event code

\* This is not bound in HCSM alert.



## Event contents of SNMP Trap

The following table describes the event contents of SNMP trap.

**Table 3-2 Contents of SNMP Trap**

SNMP trap event name	OID	Description
hcsmAlertTrapMonitoringError	1.3.6.1.4.1.116.5.52.10.2.1.1.1	The event of the fault level was encountered as monitoring alert.
hcsmAlertTrapMonitoringWarning	1.3.6.1.4.1.116.5.52.10.2.1.1.2	The event of the warning level was encountered as monitoring alert.
hcsmAlertTrapMonitoringInformation	1.3.6.1.4.1.116.5.52.10.2.1.1.3	The event of the information level was encountered as monitoring alert.
hcsmAlertTrapEventError	1.3.6.1.4.1.116.5.52.10.2.1.2.1	The event of the fault level was encountered as event alert.
hcsmAlertTrapEventWarning	1.3.6.1.4.1.116.5.52.10.2.1.2.2	The event of the warning level was encountered as event alert.
hcsmAlertTrapEventInformation	1.3.6.1.4.1.116.5.52.10.2.1.2.3	The event of the information level was encountered as event alert.
hcsmAlertTrapStatusChangeError	1.3.6.1.4.1.116.5.52.10.2.1.3.1	The event of the fault level was encountered as state change alert.
hcsmAlertTrapStatusChangeWarning	1.3.6.1.4.1.116.5.52.10.2.1.3.2	The event of the warning level was encountered as state change alert.
hcsmAlertTrapStatusChangeInformation	1.3.6.1.4.1.116.5.52.10.2.1.3.3	The event of the information level was encountered as state change alert.

## Support Groups

The following table describes the support groups of private MIB.

**Table 3-3 Information of System**

OID	Object identifier	Syntax	Access	Value	Description
1.3.6.1.4.1.116.5	systemExMib	Not-Accessible	NA	-	This shows the information of inside system.
1.3.6.1.4.1.116.5.52	compute	Not-Accessible	NA	-	This shows the information of "compute".
1.3.6.1.4.1.116.5.52.1	computeBlade	Not-Accessible	NA	-	This shows the information of "computeBlade".

**Table 3-4 Basic Information of Server Chassis**

OID	Object identifier	Syntax	Access	Value	Description
1.3.6.1.4.1.116.5.52.1.1	chassis	Not-Accessible	NA	-	This shows the information of server chassis.
1.3.6.1.4.1.116.5.52.1.1.1	chassisBasicInfo	Not-Accessible	NA	-	This shows the basic information of server chassis.
1.3.6.1.4.1.116.5.52.1.1.1.1	chassisInfoType	INTEGER	RO	Rackmount(1)/Blade(2)/Tower(3)	This shows the chassis type of server chassis.
1.3.6.1.4.1.116.5.52.1.1.1.2	chassisInfoProductName	DisplayString	RO	-	This shows the product name of server chassis.
1.3.6.1.4.1.116.5.52.1.1.1.3	chassisInfoModel	DisplayString	RO	-	This shows the model name of server chassis.
1.3.6.1.4.1.116.5.52.1.1.1.4	chassisInfoSerialNum	DisplayString	RO	-	This shows the serial number of server chassis.
1.3.6.1.4.1.116.5.52.1.1.1.5	chassisInfoChassisID	DisplayString	RO	-	This shows the chassis ID of server chassis.
1.3.6.1.4.1.116.5.52.1.1.1.20	chassisInfoSpec	Not-Accessible	NA	-	This shows the specification of server chassis.
1.3.6.1.4.1.116.5.52.1.1.1.20.1	chassisSpecInputCurrentType	INTEGER	RO	ac(1)/dc(2)/unknown(3)	This shows the currency type of server chassis.
1.3.6.1.4.1.116.5.52.1.1.1.20.2	chassisSpecRateVoltage	Integer32	RO	0.1 V	This shows the rated voltage of server chassis.
1.3.6.1.4.1.116.5.52.1.1.1.20.3	chassisSpecTempUpperLimit	Integer32	RO	0.1 degrees C	This shows the maximum limited temperature of server chassis.
1.3.6.1.4.1.116.5.52.1.1.1.20.4	chassisSpecTempLowerLimit	Integer32	RO	0.1 degrees C	This shows the minimum limited temperature of server chassis.
1.3.6.1.4.1.116.5.52.1.1.1.20.5	chassisSpecConsumptionCurrent	Integer32	RO	0.1 A	This shows the consumption current of server chassis.(in current configuration)
1.3.6.1.4.1.116.5.52.1.1.1.20.6	chassisSpecPowerConsumption	Integer32	RO	0.1 kW	This shows the power consumption of server chassis.(in current configuration)
1.3.6.1.4.1.116.5.52.1.1.1.20.7	chassisSpecConsumptionCurrentMaxConfig	Integer32	RO	0.1 A	This shows the consumption current of server chassis.(in largest configuration)

OID	Object identifier	Syntax	Access	Value	Description
1.3.6.1.4.1.116.5.52.1.1.1.20.8	chassisSpec Power Consumption MaxConfig	Integer32	RO	0.1 kW	This shows the power consumption of server chassis. (in largest configuration)
1.3.6.1.4.1.116.5.52.1.1.1.20.9	chassisSpec MaxAir Volume	Integer32	RO	0.1 m <sup>3</sup> /min	This shows the maximum air volume of server chassis.
1.3.6.1.4.1.116.5.52.1.1.1.20.10	chassisSpec Height	Integer32	RO	U	This shows the height of server chassis.
1.3.6.1.4.1.116.5.52.1.1.1.20.11	chassisSpec TotalMass	Integer32	RO	0.1 kg	This shows the weight of server chassis.
1.3.6.1.4.1.116.5.52.1.1.1.20.12	chassisSpec Size	DisplayString	RO	-	This shows the size of server chassis.

**Table 3-5 Capacity Information of Server Chassis**

OID	Object identifier	Syntax	Access	Value	Description
1.3.6.1.4.1.116.5.52.1.1.2	chassis Capacity	Not-Accessible	NA	-	This shows the capacity of server chassis.
1.3.6.1.4.1.116.5.52.1.1.2.1	chassis Capacity BladeSlot	Integer32	RO	-	This shows the capacity of server blade slots of server chassis.
1.3.6.1.4.1.116.5.52.1.1.2.2	chassis Capacity MMSlot	Integer32	RO	-	This shows the capacity of management module slots of server chassis.
1.3.6.1.4.1.116.5.52.1.1.2.3	chassis Capacity SWSlot	Integer32	RO	-	This shows the capacity of switch module slots of server chassis.
1.3.6.1.4.1.116.5.52.1.1.2.4	chassis Capacity FanSlot	Integer32	RO	-	This shows the capacity of fan module slots of server chassis.
1.3.6.1.4.1.116.5.52.1.1.2.5	chassis Capacity PowerSupply Slot	Integer32	RO	-	This shows the capacity of power supply module slots of server chassis.
1.3.6.1.4.1.116.5.52.1.1.2.7	chassis Capacity FrontPanel LED	Integer32	RO	-	This shows the number of LEDs on the front panel.

**Table 3-6 State Information of Server Chassis**

OID	Object identifier	Syntax	Access	Value	Description
1.3.6.1.4.1.116.5.52.1.1.4	chassisState	Not-Accessible	NA	-	This shows the state of server chassis.
1.3.6.1.4.1.116.5.52.1.1.4.1	chassisState Power	INTEGER	RO	Poweroff(1)/ standby(2)/ PowerOn(3)/ unknown(4)/ Power-on- executing(5)/ Power-off-executing(6)	This shows the power supply state of server chassis.
1.3.6.1.4.1.116.5.52.1.1.4.2	chassisState Current Voltage	Integer32	RO	0.1 V	This shows the current voltage of server chassis.
1.3.6.1.4.1.116.5.52.1.1.4.3	chassisState Consumption Current	Integer32	RO	0.1 A	This shows the consumption current of server chassis.
1.3.6.1.4.1.116.5.52.1.1.4.4	chassisState Power Consumption	Integer32	RO	0.1 kW	This shows the power consumption of server chassis.
1.3.6.1.4.1.116.5.52.1.1.4.5	chassisState IntakeTemp	INTEGER	RO	normal (1)/ higher-warning (2)/ higher-error (3)/ lower-warning (4)/ unknown(5)	This shows the state of intake temperature of server chassis.
1.3.6.1.4.1.116.5.52.1.1.4.6	chassisState FanAir Volume	Integer32	RO	0.1 m <sup>3</sup> /min	This shows the air volume of server chassis.
1.3.6.1.4.1.116.5.52.1.1.4.7	chassis Redundancy	Not-Accessible	NA	-	This shows the redundancy of server chassis.
1.3.6.1.4.1.116.5.52.1.1.4.7.1	chassis Redundancy MM	INTEGER	RO	redundancy(1)/ nonredundancy(2)/ unknown(3)	This shows the redundancy of management module of server chassis.
1.3.6.1.4.1.116.5.52.1.1.4.7.2	chassis Redundancy Fan	INTEGER	RO	redundancy(1)/ non-redundancy(2)/ unknown(3)	This shows the redundancy of fan module of server chassis.
1.3.6.1.4.1.116.5.52.1.1.4.7.3	chassis Redundancy PowerSupply	INTEGER	RO	redundancy(1)/ non-redundancy(2)/ unknown(3)	This shows the redundancy of power supply module of server chassis.
1.3.6.1.4.1.116.5.52.1.1.4.8	chassis FrontPanel LEDTable	Not-Accessible	NA	-	This shows the table of front panel LED of server chassis.

OID	Object identifier	Syntax	Access	Value	Description
1.3.6.1.4.1.116.5.52.1.1.4.8.1	chassis FrontPanel LEDEntry	Not-Accessible	NA	-	This shows the entry of front panel LED of server chassis.
1.3.6.1.4.1.116.5.52.1.1.4.8.1.1	chassis FrontPanel LEDIndex	Integer32	RO	-	This shows the index of front panel LED of server chassis.
1.3.6.1.4.1.116.5.52.1.1.4.8.1.2	chassis FrontPanel LEDName	DisplayString	RO	-	This shows the name of front panel LED of server chassis.
1.3.6.1.4.1.116.5.52.1.1.4.8.1.3	chassis FrontPanel LEDState	INTEGER	RO	turn-off(1)/ turn-on(2)/ unknown(3)/ blink(4)/ blink-fast(5)/ blink-slow(6)	This shows the state of front panel LED of server chassis.
1.3.6.1.4.1.116.5.52.1.1.4.8.1.4	chassis FrontPanel LEDColor	INTEGER	RO	blue (1)/ green (2)/ red (3)/ amber (4)/ unknown (5)	This shows the color of front panel LED of server chassis.
1.3.6.1.4.1.116.5.52.1.1.4.9	chassis StatePower Consumption Detail	Integer32	RO	W	This shows the power consumption of server chassis.(details)
1.3.6.1.4.1.116.5.52.1.1.4.10	chassis StatePower Consumption Average	Integer32	RO	W	This shows the power consumption of server chassis.(average)
1.3.6.1.4.1.116.5.52.1.1.4.11	chassis StateIntake TempValue	Integer32	RO	0.1 degrees C	This shows the value of intake temperature of server chassis.
1.3.6.1.4.1.116.5.52.1.1.4.20	chassisState Other	Not-Accessible	NA	-	This shows the other state of server chassis.
1.3.6.1.4.1.116.5.52.1.1.4.20.1	chassis MaintMode	INTEGER	RO	Normal(1)/ CE-Maint-mode(2)/ User-Maint-mode(3)/ unknown(4)	This shows the maintenance mode of server chassis.
1.3.6.1.4.1.116.5.52.1.1.4.20.2	chassis MaintMode FrontPanel	INTEGER	RO	Normal(1)/ CE-Maint-mode(2)/ User-Maint-mode(3)/ unknown(4)	This shows the maintenance mode of server chassis.(front panel)

OID	Object identifier	Syntax	Access	Value	Description
1.3.6.1.4.1.116.5.52.1.1.4.30	chassis LatestHW LogInfo	DisplayString	RO	-	This shows the information on the newest HW logs of server chassis.
1.3.6.1.4.1.116.5.52.1.1.4.31	chassis HWLog Table	Not-Accessible	NA	-	This shows the table on the hardware logs of server chassis.
1.3.6.1.4.1.116.5.52.1.1.4.31.1	chassis HWLog Entry	Not-Accessible	NA	-	This shows the entry on the hardware logs of server chassis.
1.3.6.1.4.1.116.5.52.1.1.4.31.1.1	chassis HWLog Index	Integer32	RO	-	This shows the index on the hardware logs of server chassis.
1.3.6.1.4.1.116.5.52.1.1.4.31.1.2	chassis HWLog Exist	INTEGER	RO	non-exist(1)/ exist(2)/ unknown(3)	This shows the registered state on the hardware logs of server chassis.
1.3.6.1.4.1.116.5.52.1.1.4.31.1.3	chassis HWLog GenerateID	DisplayString	RO	-	This shows the occurred part on the hardware logs of server chassis.
1.3.6.1.4.1.116.5.52.1.1.4.31.1.4	chassis HWLog RecordID	DisplayString	RO	-	This shows the recorded ID on the hardware logs of server chassis.
1.3.6.1.4.1.116.5.52.1.1.4.31.1.5	chassis HWLog Date	DisplayString	RO	-	This shows the occurred date and time on the hardware logs of server chassis.
1.3.6.1.4.1.116.5.52.1.1.4.31.1.6	chassis HWLog Code	DisplayString	RO	-	This shows the occurred event code on the hardware logs of server chassis.
1.3.6.1.4.1.116.5.52.1.1.4.31.1.7	chassis HWLog Detail	DisplayString	RO	-	This shows the occurred event detail on the hardware logs of server chassis.
1.3.6.1.4.1.116.5.52.1.1.4.40	chassis Install	Not-Accessible	NA	-	This shows the installed state of server chassis.
1.3.6.1.4.1.116.5.52.1.1.4.40.1	chassisIns FrontPanel Exist	INTEGER	RO	non-exist(1)/ exist(2)/ unknown(3)	This shows the installed state of front panel of server chassis.
1.3.6.1.4.1.116.5.52.1.1.4.40.2	chassisIns BladeSlot Table	Not-Accessible	NA	-	This shows the table of blade slot of server chassis.
1.3.6.1.4.1.116.5.52.1.1.4.40.2.1	chassisIns BladeSlot Entry	Not-Accessible	NA	-	This shows the entry of blade slot of server chassis.

OID	Object identifier	Syntax	Access	Value	Description
1.3.6.1.4.1.116.5.52.1.1.4.40.2.1.1	chassisIns BladeSlot Index	Integer32	RO	-	This shows the index of blade slot of server chassis.
1.3.6.1.4.1.116.5.52.1.1.4.40.2.1.2	chassisIns BladeSlot Num	Integer32	RO	-	This shows the number of blade slots of server chassis.
1.3.6.1.4.1.116.5.52.1.1.4.40.2.1.3	chassisIns BladeSlot Exist	INTEGER	RO	non-exist(1)/ exist(2)/ unknown(3)	This shows the registered state of blade slot of server chassis.
1.3.6.1.4.1.116.5.52.1.1.4.40.2.1.4	chassisIns BladeSlot ObjectID	OBJECT IDENTIFIER	RO	-	This shows the object ID of blade slot of server chassis.
1.3.6.1.4.1.116.5.52.1.1.4.40.3	chassisIns MMSlot Table	Not-Accessible	NA	-	This shows the table of management module slot of server chassis.
1.3.6.1.4.1.116.5.52.1.1.4.40.3.1	chassisIns MMSlotEntry	Not-Accessible	NA	-	This shows the entry of management module slot of server chassis.
1.3.6.1.4.1.116.5.52.1.1.4.40.3.1.1	chassisIns MMSlotIndex	Integer32	RO	-	This shows the index of management module slot of server chassis.
1.3.6.1.4.1.116.5.52.1.1.4.40.3.1.2	chassisIns MMSlotNum	Integer32	RO	-	This shows the number of management module slots of server chassis.
1.3.6.1.4.1.116.5.52.1.1.4.40.3.1.3	chassisIns MMSlotExist	INTEGER	RO	non-exist(1)/ exist(2)/ unknown(3)	This shows the registered state of management module slots of server chassis.
1.3.6.1.4.1.116.5.52.1.1.4.40.3.1.4	chassisIns MMSlot ObjectID	OBJECT IDENTIFIER	RO	-	This shows the object ID of management module slot of server chassis.
1.3.6.1.4.1.116.5.52.1.1.4.40.4	chassisIns SWSlotTable	Not-Accessible	NA	-	This shows the table of switch module slot of server chassis.
1.3.6.1.4.1.116.5.52.1.1.4.40.4.1	chassisIns SWSlotEntry	Not-Accessible	NA	-	This shows the entry of switch module slot of server chassis.
1.3.6.1.4.1.116.5.52.1.1.4.40.4.1.1	chassisIns SWSlotIndex	Integer32	RO	-	This shows the index of switch module slot of server chassis.
1.3.6.1.4.1.116.5.52.1.1.4.40.4.1.2	chassisIns SWSlotNum	Integer32	RO	-	This shows the number of switch module slots of server chassis.
1.3.6.1.4.1.116.5.52.1.1.4.40.4.1.3	chassisIns SWSlotExist	INTEGER	RO	non-exist(1)/ exist(2)/ unknown(3)	This shows the registered state of switch module slot of server chassis.

OID	Object identifier	Syntax	Access	Value	Description
1.3.6.1.4.1.116.5.52.1.1.4.40.4.1.4	chassisIns SWSlot ObjectID	OBJECT IDENTIFIER	RO	-	This shows the object ID of switch module slot of server chassis.
1.3.6.1.4.1.116.5.52.1.1.4.40.5	chassisIns FanSlot Table	Not-Accessible	NA	-	This shows the table of fan module slot of server chassis.
1.3.6.1.4.1.116.5.52.1.1.4.40.5.1	chassisIns FanSlot Entry	Not-Accessible	NA	-	This shows the entry of fan module slot of server chassis.
1.3.6.1.4.1.116.5.52.1.1.4.40.5.1.1	chassisIns FanSlot Index	Integer32	RO	-	This shows the index of fan module slot of server chassis.
1.3.6.1.4.1.116.5.52.1.1.4.40.5.1.2	chassisIns FanSlotNum	Integer32	RO	-	This shows the number of fan module slots of server chassis.
1.3.6.1.4.1.116.5.52.1.1.4.40.5.1.3	chassisIns FanSlot Exist	INTEGER	RO	non-exist(1)/ exist(2)/ unknown(3)	This shows the registered state of fan module slot of server chassis.
1.3.6.1.4.1.116.5.52.1.1.4.40.5.1.4	chassisIns FanSlot ObjectID	OBJECT IDENTIFIER	RO	-	This shows the object ID of fan module slot of server chassis.
1.3.6.1.4.1.116.5.52.1.1.4.40.6	chassisIns PowerSupply SlotTable	Not-Accessible	NA	-	This shows the table of power supply module slot of server chassis.
1.3.6.1.4.1.116.5.52.1.1.4.40.6.1	chassisIns PowerSupply SlotEntry	Not-Accessible	NA	-	This shows the entry of power supply module slot of server chassis.
1.3.6.1.4.1.116.5.52.1.1.4.40.6.1.1	chassisIns PowerSupply SlotIndex	Integer32	RO	-	This shows the index of power supply module slot of server chassis.
1.3.6.1.4.1.116.5.52.1.1.4.40.6.1.2	chassisIns PowerSupply SlotNum	Integer32	RO	-	This shows the number of power supply module slots of server chassis.
1.3.6.1.4.1.116.5.52.1.1.4.40.6.1.3	chassisIns PowerSupply SlotExist	INTEGER	RO	non-exist(1)/ exist(2)/ unknown(3)	This shows the registered state of power supply module slot of server chassis.
1.3.6.1.4.1.116.5.52.1.1.4.40.6.1.4	chassisIns PowerSupply SlotObjectID	OBJECT IDENTIFIER	RO	-	This shows the object ID of power supply module slot of server chassis.



**Table 3-7 Firmware Information of Server Chassis**

OID	Object identifier	Syntax	Access	Value	Description
1.3.6.1.4.1.116.5.52.1.1.5	chassis FWInfo	Not-Accessible	NA	-	This shows the firmware information of server chassis.
1.3.6.1.4.1.116.5.52.1.1.5.1	chassis FWInfo Dictionary Version	DisplayString	RO	-	This shows the dictionary version of server chassis.
1.3.6.1.4.1.116.5.52.1.1.5.2	chassis FWInfo Equipment Parameter Version	DisplayString	RO	-	This shows the equipment parameter version of server chassis.

**Table 3-8 Information of Component**

OID	Object identifier	Syntax	Access	Value	Description
1.3.6.1.4.1.116.5.52.1.2	component	Not-Accessible	NA	-	This shows the information of component.

**Table 3-9 Information of Server Blade**

OID	Object identifier	Syntax	Access	Value	Description
1.3.6.1.4.1.116.5.52.1.2.1	blade	Not-Accessible	NA	-	This shows the information of server blade.
1.3.6.1.4.1.116.5.52.1.2.1.*	blade*	Not-Accessible	NA	-	This shows the information of server blade*.
1.3.6.1.4.1.116.5.52.1.2.1.*.1	blade*BasicInfo	Not-Accessible	NA	-	This shows the basic information of server blade*.
1.3.6.1.4.1.116.5.52.1.2.1.*.1.1	blade* InfoProduct Name	DisplayString	RO	-	This shows the product name of server blade*.
1.3.6.1.4.1.116.5.52.1.2.1.*.1.2	blade* InfoModel	DisplayString	RO	-	This shows the model name of server blade*.
1.3.6.1.4.1.116.5.52.1.2.1.*.1.3	blade* Info SerialNum	DisplayString	RO	-	This shows the serial number of server blade*.
1.3.6.1.4.1.116.5.52.1.2.1.*.1.4	blade* InfoProduct Version	DisplayString	RO	-	This shows the product version of server blade*.
1.3.6.1.4.1.116.5.52.1.2.1.*.1.5	blade* InfoProduct Manufacturer	DisplayString	RO	-	This shows the product manufacturer of server blade*.

OID	Object identifier	Syntax	Access	Value	Description
1.3.6.1.4.1.116.5.52.1.2.1.*.1.7	blade* InfoBoard Product Name	DisplayString	RO	-	This shows the board product name of server blade*.
1.3.6.1.4.1.116.5.52.1.2.1.*.1.8	blade* InfoBoard SerialNum	DisplayString	RO	-	This shows the board serial number of server blade*.
1.3.6.1.4.1.116.5.52.1.2.1.*.1.9	blade* InfoBoard Manufacturer	DisplayString	RO	-	This shows the board manufacturer of server blade*.
1.3.6.1.4.1.116.5.52.1.2.1.*.1.10	blade* InfoUUID	DisplayString	RO	-	This shows UUID (universal Unique ID) of server blade*.
1.3.6.1.4.1.116.5.52.1.2.1.*.1.11	blade* InfoLogical Partition Support	INTEGER	RO	not-support(1)/ support(2)/ unknown(3)	This shows whether the server blade* supports LPAR manager or not of server blade*.  ("support(2)" is applied to a slot where a server blade is installed.)
1.3.6.1.4.1.116.5.52.1.2.1.*.1.12	blade* InfoRemote KVMSupport	INTEGER	RO	not-support(1)/ support(2)/ unknown(3)	This shows whether the server blade* supports remote KVM or not of server blade*.
1.3.6.1.4.1.116.5.52.1.2.1.*.1.20	blade* InfoSpec	Not-Accessible	NA	-	This shows the specification of server blade*.
1.3.6.1.4.1.116.5.52.1.2.1.*.1.20.1	blade* SpecInput CurrentType	INTEGER	RO	ac(1)/ dc(2)/ unknown(3)	This shows the currency type of server blade*.
1.3.6.1.4.1.116.5.52.1.2.1.*.1.20.2	blade* SpecRate Voltage	Integer32	RO	0.1 V	This shows the rated voltage of server blade*.
1.3.6.1.4.1.116.5.52.1.2.1.*.1.20.3	blade* Spec Consumption Current	Integer32	RO	0.1 A	This shows the consumption current of server blade*.
1.3.6.1.4.1.116.5.52.1.2.1.*.1.20.4	blade* SpecPower Consumption	Integer32	RO	W	This shows the power consumption of server blade*.
1.3.6.1.4.1.116.5.52.1.2.1.*.1.20.5	blade* SpecMass	Integer32	RO	0.1 kg	This shows the weight of server blade*.
1.3.6.1.4.1.116.5.52.1.2.1.*.1.20.6	blade* Info UpperLimit IntakeTemp	Integer32	RO	0.1 degrees C	This shows the maximum limited intake temperature of server blade*.

OID	Object identifier	Syntax	Access	Value	Description
1.3.6.1.4.1.116.5.52.1.2.1.*.1.20.7	blade* Info LowerLimit IntakeTemp	Integer32	RO	0.1 degrees C	This shows the minimum limited intake temperature of server blade*.
1.3.6.1.4.1.116.5.52.1.2.1.*.1.20.8	blade* SpecSize	DisplayString	RO	-	This shows the size of server blade*.
1.3.6.1.4.1.116.5.52.1.2.1.*.1.20.9	blade* SpecOccupy Slots	Integer32	RO	-	This shows the dedicated number of slots of server blade*.
1.3.6.1.4.1.116.5.52.1.2.1.*.1.20.10	blade* SpecExpansion BladeSlot	Integer32	RO	-	This shows number of slots in storage expansion blade*.
1.3.6.1.4.1.116.5.52.1.2.1.*.1.30	blade* InfoExpansion BladeTable	Not-Accessible	NA	-	This shows the table of storage expansion blade*.
1.3.6.1.4.1.116.5.52.1.2.1.*.1.30.1	blade* InfoExpansion BladeEntry	Not-Accessible	NA	-	This shows the entry of storage expansion blade*.
1.3.6.1.4.1.116.5.52.1.2.1.*.1.30.1.1	blade* InfoExpansion BladeIndex	Integer32	RO	-	This shows the index of storage expansion blade*.
1.3.6.1.4.1.116.5.52.1.2.1.*.1.30.1.2	blade* InfoExpansion BladeExist	INTEGER	RO	non-exist(1)/ exist(2)/ unknown(3)	This shows the registered state of CPU socket of storage expansion blade*.
1.3.6.1.4.1.116.5.52.1.2.1.*.1.30.1.3	blade* InfoExpansion Blade ProductName	DisplayString	RO	-	This shows the blade product name of storage expansion blade*.
1.3.6.1.4.1.116.5.52.1.2.1.*.1.30.1.4	blade* InfoExpansion BladeModel	DisplayString	RO	-	This shows the blade model of storage expansion blade*.
1.3.6.1.4.1.116.5.52.1.2.1.*.1.30.1.5	blade* InfoExpansion Blade SerialNum	DisplayString	RO	-	This shows the serial number of storage expansion blade*.
1.3.6.1.4.1.116.5.52.1.2.1.*.1.30.1.6	blade* InfoExpansion Blade ProductVersion	DisplayString	RO	-	This shows the product version of storage expansion blade*.
1.3.6.1.4.1.116.5.52.1.2.1.*.1.30.1.7	blade* InfoExpansion BladeProduct Manufacturer	DisplayString	RO	-	This shows the product manufacturer of storage expansion blade*.

OID	Object identifier	Syntax	Access	Value	Description
1.3.6.1.4.1.116.5.52.1.2.1.*.1.30.1.9	blade* InfoExpansion BladeBoard ProductName	Display String	RO	-	This shows the blade product name of storage expansion blade board*.
1.3.6.1.4.1.116.5.52.1.2.1.*.1.30.1.10	blade* InfoExpansion BladeBoard SerialNum	Display String	RO	-	This shows the serial number of storage expansion blade board*.
1.3.6.1.4.1.116.5.52.1.2.1.*.1.30.1.11	blade* InfoExpansion BladeBoard Manufacturer	Display String	RO	-	This shows the product manufacturer of storage expansion blade board*.
1.3.6.1.4.1.116.5.52.1.2.1.*.2	blade* Capacity	Not- Accessible	NA	-	This shows the capacity of server blade*.
1.3.6.1.4.1.116.5.52.1.2.1.*.2.1	blade* Capacity CPUSocket	Integer32	RO	-	This shows the capacity of CPU sockets of server blade*.
1.3.6.1.4.1.116.5.52.1.2.1.*.2.2	blade* Capacity DIMMSlot	Integer32	RO	-	This shows the capacity of DIMM slots of server blade*.
1.3.6.1.4.1.116.5.52.1.2.1.*.2.3	blade* Capacity PCISlot	Integer32	RO		This shows the capacity of PCI slots of server blade*.
1.3.6.1.4.1.116.5.52.1.2.1.*.2.4	blade* Capacity LOM	Integer32	RO		This shows the capacity of onboard LAN ports of server blade*.
1.3.6.1.4.1.116.5.52.1.2.1.*.2.5	blade* Capacity Fan	Integer32	RO	-	This shows the capacity of onboard fans of server blade*.
1.3.6.1.4.1.116.5.52.1.2.1.*.2.6	blade* Capacity HDDSlot	Integer32	RO	-	This shows the capacity of HDD slots of server blade*.
1.3.6.1.4.1.116.5.52.1.2.1.*.2.7	blade* Capacity Voltage Sensor	Integer32	RO	-	This shows the capacity of voltage sensors of blade*.
1.3.6.1.4.1.116.5.52.1.2.1.*.2.8	blade* Capacity TempSensor	Integer32	RO	-	This shows the capacity of temperature sensors of blade*.
1.3.6.1.4.1.116.5.52.1.2.1.*.2.9	blade* Capacity Expansion HDDSlot	Integer32	RO	-	This shows the capacity of expansion HDD slot of blade*.

OID	Object identifier	Syntax	Access	Value	Description
1.3.6.1.4.1.116.5.52.1.2.1.*.2.10	blade* Capacity LED	Integer32	RO	-	This shows the largest number of LEDs to get a response from the index.
1.3.6.1.4.1.116.5.52.1.2.1.*.3	blade* Settings	Not-Accessible	NA	-	This shows the setting of server blade*.
1.3.6.1.4.1.116.5.52.1.2.1.*.3.1	blade* Settings Belong PartitionNum	Integer32	RO	-	This shows the partition number of server blade*.
1.3.6.1.4.1.116.5.52.1.2.1.*.3.2	blade* Settings Detail HVMLicence Model	DisplayString	RO	-	This shows the LPAR manager Licence of detailed server blade* (model).
1.3.6.1.4.1.116.5.52.1.2.1.*.3.3	blade* Settings Detail HVMLicence Available Version	DisplayString	RO	-	This shows the LPAR manager Licence of detailed server blade* (available version).
1.3.6.1.4.1.116.5.52.1.2.1.*.3.4	blade* Settings Management Port IPAddress	DisplayString	RO	-	This shows the IP address of management port of server blade*.
1.3.6.1.4.1.116.5.52.1.2.1.*.4	blade* State	Not-Accessible	NA	-	This shows the state of server blade*.
1.3.6.1.4.1.116.5.52.1.2.1.*.4.1	blade* State SlotNum	Integer32	RO	-	This shows the number of installed slots of server blade*.
1.3.6.1.4.1.116.5.52.1.2.1.*.4.2	blade* StatePower	INTEGER	RO	poweroff (1)/ standby (2)/ poweron (3)/ unknown (4)/ poweron-executing (5)/ poweroff-executing (6)	This shows the power supply state of server blade*.
1.3.6.1.4.1.116.5.52.1.2.1.*.4.3	blade* StateHealth	INTEGER	RO	normal (1)/ fail (2)/ unknown (3)	This shows the health state of server blade*.

OID	Object identifier	Syntax	Access	Value	Description
1.3.6.1.4.1.116.5.52.1.2.1.*.4.4	blade* StatePrimaly	INTEGER	RO	primary(1)/ non-primary(2)/ unknown(3)	This shows the primary state of server blade*.
1.3.6.1.4.1.116.5.52.1.2.1.*.4.5	blade* StateCurrent Voltage	Integer32	RO	0.1 V	This shows the current voltage of server blade*.
1.3.6.1.4.1.116.5.52.1.2.1.*.4.6	blade* State Consumption Current	Integer32	RO	0.1 A	This shows the consumption current of server blade*.
1.3.6.1.4.1.116.5.52.1.2.1.*.4.7	blade* StatePower Consumption	Integer32	RO	W	This shows the power consumption of server blade*.
1.3.6.1.4.1.116.5.52.1.2.1.*.4.8	blade* StateIntake Temp	INTEGER	RO	normal (1)/ higher-warning (2)/ higher-error (3)/ lower-warning (4)/ unknown(5)	This shows the state of intake temperature of server blade*.
1.3.6.1.4.1.116.5.52.1.2.1.*.4.9	blade* StateLED Table	Not- Accessible	NA	-	This shows the table of LED of server blade*.
1.3.6.1.4.1.116.5.52.1.2.1.*.4.9.1	blade* StateLED Entry	Not- Accessible	NA	-	This shows the entry of LED of server blade*.
1.3.6.1.4.1.116.5.52.1.2.1.*.4.9.1.1	blade* StateLED Index	Integer32	RO	-	This shows the index of LED of server blade*.
1.3.6.1.4.1.116.5.52.1.2.1.*.4.9.1.2	blade* StateLED Name	DisplayStr ing	RO	-	This shows the name of LED of server blade*.
1.3.6.1.4.1.116.5.52.1.2.1.*.4.9.1.3	blade* StateLED State	INTEGER	RO	turn-off(1)/ turn-on(2)/ unknown(3)/ blink(4)/ blink-fast(5)/ blink-slow(6)	This shows the state of LED of server blade*.
1.3.6.1.4.1.116.5.52.1.2.1.*.4.9.1.4	blade* StateLED Color	INTEGER	RO	blue (1)/ green (2)/ red (3)/ amber (4)/ unknown (5)	This shows the color of LED of server blade*.
1.3.6.1.4.1.116.5.52.1.2.1.*.4.20	blade* StateOther	Not- Accessible	NA	-	This shows the other state of server blade*.

OID	Object identifier	Syntax	Access	Value	Description
1.3.6.1.4.1.116.5.52.1.2.1.*.4.20.1	blade* MaintMode	INTEGER	RO	Normal(1)/ CE-Maint-mode(2)/ User-Main- mode(3)/ unknown(4)	This shows the maintenance mode of server blade*.
1.3.6.1.4.1.116.5.52.1.2.1.*.4.30	blade* Install	Not- Accessible	NA	-	This shows the installed state of server blade*.
1.3.6.1.4.1.116.5.52.1.2.1.*.4.30.1	blade* InsCPU SocketTable	Not- Accessible	NA	-	This shows the table of CPU socket of server blade*.
1.3.6.1.4.1.116.5.52.1.2.1.*.4.30.1.1	blade* InsCPU SocketEntry	Not- Accessible	NA	-	This shows the entry of CPU socket of server blade*.
1.3.6.1.4.1.116.5.52.1.2.1.*.4.30.1.1.1	blade* InsCPU SocketIndex	Integer32	RO	-	This shows the index of CPU socket of server blade*.
1.3.6.1.4.1.116.5.52.1.2.1.*.4.30.1.1.2	blade* InsCPU SocketNum	Integer32	RO	-	This shows the number of CPU socket of server blade*.
1.3.6.1.4.1.116.5.52.1.2.1.*.4.30.1.1.3	blade* InsCPU SocketExist	INTEGER	RO	non-exist(1)/ exist(2)/ unknown(3)	This shows the registered state of CPU socket of server blade*.
1.3.6.1.4.1.116.5.52.1.2.1.*.4.30.1.1.4	blade* InsCPU SocketCPU Name	DisplayStr ing	RO	-	This shows the CPU name of CPU socket of server blade*.
1.3.6.1.4.1.116.5.52.1.2.1.*.4.30.1.1.5	blade* InsCPU SocketCPU Frequency	Integer32	RO	MHz	This shows the CPU frequency of CPU socket of server blade*.
1.3.6.1.4.1.116.5.52.1.2.1.*.4.30.1.1.6	blade* InsCPU SocketCPU Stepping	Display String	RO	-	This shows the CPU stepping of CPU socket of server blade*.
1.3.6.1.4.1.116.5.52.1.2.1.*.4.30.1.1.7	blade* InsCPU SocketCPU CoreNum	Integer32	RO	-	This shows the CPU core number of CPU socket of server blade*.

OID	Object identifier	Syntax	Access	Value	Description
1.3.6.1.4.1.116.5.52.1.2.1.*.4.30.1.1.8	blade* InsCPU SocketCPU UpperLimit Temp	Integer32	RO	0.1 degrees C	This shows the maximum limited CPU temperature of server blade*.
1.3.6.1.4.1.116.5.52.1.2.1.*.4.30.1.1.9	blade* InsCPU SocketCPU LowerLimit Temp	Integer32	RO	0.1 degrees C	This shows the minimum limited CPU temperature of server blade*.
1.3.6.1.4.1.116.5.52.1.2.1.*.4.30.2	blade* InsDIMM Capacity	Integer32	RO	GB	This shows the total amount of DIMM capacity of server blade*.
1.3.6.1.4.1.116.5.52.1.2.1.*.4.30.3	blade* InsDIMM SlotTable	Not-Accessible	NA	-	This shows the table of DIMM slot of server blade*.
1.3.6.1.4.1.116.5.52.1.2.1.*.4.30.3.1	blade* InsDIMM SlotEntry	Not-Accessible	NA	-	This shows the entry of DIMM slot of server blade*.
1.3.6.1.4.1.116.5.52.1.2.1.*.4.30.3.1.1	blade* InsDIMM SlotIndex	Integer32	RO	-	This shows the index of DIMM slot of server blade*.
1.3.6.1.4.1.116.5.52.1.2.1.*.4.30.3.1.2	blade* InsDIMM SlotExist	INTEGER	RO	non-exist(1)/ exist(2)/ unknown(3)	This shows the registered state of DIMM slot of server blade*.
1.3.6.1.4.1.116.5.52.1.2.1.*.4.30.3.1.3	blade* InsDIMM SlotDIMM Capacity	Integer32	RO	GB	This shows the capacity of DIMM slots of server blade*.
1.3.6.1.4.1.116.5.52.1.2.1.*.4.30.3.1.4	blade* InsDIMM SlotDIMM Type	DisplayString	RO	-	This shows the DIMM type of DIMM slot of server blade*.
1.3.6.1.4.1.116.5.52.1.2.1.*.4.30.3.1.5	blade* InsDIMM SlotDIMM Frequency	Integer32	RO	MHz	This shows the DIMM frequency of DIMM slot of server blade*.
1.3.6.1.4.1.116.5.52.1.2.1.*.4.30.3.1.6	blade* InsDIMM SlotDIMM CasLatency	Integer32	RO	-	This shows the DIMM cas latency of DIMM slot of server blade*.



OID	Object identifier	Syntax	Access	Value	Description
1.3.6.1.4.1.116.5.52.1.2.1.*.4.30.3.1.7	blade* InsDIMM SlotDIMM Status	INTEGER	RO	normal (1)/ unknown (2)/ degenerated (3)/ planned- degenerated (4)	This shows the DIMM state of DIMM slot of server blade*.
1.3.6.1.4.1.116.5.52.1.2.1.*.4.30.4	blade* InsPCISlot Table	Not- Accessible	NA	-	This shows the table of PCI slot of server blade*.
1.3.6.1.4.1.116.5.52.1.2.1.*.4.30.4.1	blade* InsPCISlot Entry	Not- Accessible	NA	-	This shows the entry of PCI slot of server blade*.
1.3.6.1.4.1.116.5.52.1.2.1.*.4.30.4.1.1	blade* InsPCISlot Index	Integer32	RO	-	This shows the index of PCI slot of server blade*.
1.3.6.1.4.1.116.5.52.1.2.1.*.4.30.4.1.2	blade* InsPCISlot Type	DisplayStr ing	RO	-	This shows the type of PCI slot of server blade*.
1.3.6.1.4.1.116.5.52.1.2.1.*.4.30.4.1.3	blade* InsPCISlot Exist	INTEGER	RO	non-exist(1)/ exist(2)/ unknown(3)	This shows the registered state of PCI slot of server blade*.
1.3.6.1.4.1.116.5.52.1.2.1.*.4.30.4.1.4	blade* InsPCISlot PCIType	DisplayStr ing	RO	-	This shows the PCI type of PCI slot of server blade*.
1.3.6.1.4.1.116.5.52.1.2.1.*.4.30.4.1.5	blade* InsPCISlot PCIProduct Name	DisplayStr ing	RO	-	This shows the PCI product name of PCI slot of server blade*.
1.3.6.1.4.1.116.5.52.1.2.1.*.4.30.4.1.6	blade* InsPCISlot PCISerial	DisplayStr ing	RO	-	This shows the serial number of PCI slot of server blade*.
1.3.6.1.4.1.116.5.52.1.2.1.*.4.30.4.1.7	blade* InsPCISlot PCI Manufacturer	DisplayStr ing	RO	-	This shows the manufacturer of PCI slot of server blade*.
1.3.6.1.4.1.116.5.52.1.2.1.*.4.30.4.1.8	blade* InsPCI SlotNum	Integer32	RO	-	This shows the number of PCI slots of server blade*. For details of slot numbers, see <a href="#">Table 3-10 Slot numbers</a> .
1.3.6.1.4.1.116.5.52.1.2.1.*.4.30.5	blade* InsLOM Table	Not- Accessible	NA	-	This shows the table of onboard LAN of server blade*.

OID	Object identifier	Syntax	Access	Value	Description
1.3.6.1.4.1.116.5.52.1.2.1.*.4.30.5.1	blade* InsLOM Entry	Not- Accessible	NA	-	This shows the entry of onboard LAN of server blade*.
1.3.6.1.4.1.116.5.52.1.2.1.*.4.30.5.1.1	blade* InsLOM Index	Integer32	RO	-	This shows the index of onboard LAN of server blade*.
1.3.6.1.4.1.116.5.52.1.2.1.*.4.30.5.1.2	blade* InsLOM Type	DisplayStr ing	RO	-	This shows the type of onboard LAN of server blade*.
1.3.6.1.4.1.116.5.52.1.2.1.*.4.30.5.1.3	blade* InsLOM LinkSpeed	Integer32	RO	bps	This shows the link speed of onboard LAN of server blade*.
1.3.6.1.4.1.116.5.52.1.2.1.*.4.30.5.1.4	blade* InsLOM MAC	DisplayStr ing	RO	-	This shows the MAC address of onboard LAN of server blade*.
1.3.6.1.4.1.116.5.52.1.2.1.*.4.30.5.1.5	blade* InsLOM LinkStatus	INTEGER	RO	up (1)/ down (2)/ unknown (3)	This shows the link state of onboard LAN of server blade*.
1.3.6.1.4.1.116.5.52.1.2.1.*.4.30.5.1.6	blade* InsLOM PortDivide	INTEGER	RO	possible (1)/ Impossible (2)/ unknown (3)	This shows the port divide propriety of onboard LAN of server blade*.
1.3.6.1.4.1.116.5.52.1.2.1.*.4.30.5.1.7	blade* InsLOM PortDivide Num	Integer32	RO	-	This shows the port divide number of onboard LAN of server blade*.
1.3.6.1.4.1.116.5.52.1.2.1.*.4.30.7	blade* HDDSlot Table	Not- Accessible	NA	-	This shows the table of HDD slot of server blade*.
1.3.6.1.4.1.116.5.52.1.2.1.*.4.30.7.1	blade* HDDSlot Entry	Not- Accessible	NA	-	This shows the entry of HDD slot of server blade*.
1.3.6.1.4.1.116.5.52.1.2.1.*.4.30.7.1.1	blade* HDDSlot Index	Integer32	RO	-	This shows the index of HDD slot of server blade*.
1.3.6.1.4.1.116.5.52.1.2.1.*.4.30.7.1.2	blade* HDDSlot Num	Integer32	RO	-	This shows the number of HDD slots of server blade*.
1.3.6.1.4.1.116.5.52.1.2.1.*.4.30.7.1.3	blade* HDDSlot Exist	INTEGER	RO	non-exist(1)/ exist(2)/ unknown(3)	This shows the registrated state of HDD slot of server blade*.

OID	Object identifier	Syntax	Access	Value	Description
1.3.6.1.4.1.116.5.52.1.2.1.*.4.30.7.1.4	blade* HDDSlot HDDType	DisplayString	RO	-	This shows the HDD type of HDD slot of server blade*.
1.3.6.1.4.1.116.5.52.1.2.1.*.4.30.7.1.5	blade* HDDSlot HDDProduct Name	DisplayString	RO	-	This shows the HDD product name of HDD slot of server blade*.
1.3.6.1.4.1.116.5.52.1.2.1.*.4.30.7.1.6	blade* HDDSlot HDDModel	DisplayString	RO	-	This shows the HDD model of HDD slot of server blade*.
1.3.6.1.4.1.116.5.52.1.2.1.*.4.30.7.1.7	blade* HDDSlot HDD SerialNum	DisplayString	RO	-	This shows the HDD serial number of HDD slot of server blade*.
1.3.6.1.4.1.116.5.52.1.2.1.*.4.30.7.1.8	blade* HDDSlot HDD Capacity	Integer32	RO	GB	This shows the HDD capacity of HDD slots of server blade*.
1.3.6.1.4.1.116.5.52.1.2.1.*.4.30.7.1.9	blade* HDDSlot HDDRPM	Integer32	RO	rpm	This shows the HDD drive speed of HDD slot of server blade*.
1.3.6.1.4.1.116.5.52.1.2.1.*.4.30.7.1.10	blade* HDDSlot HDDState Power	INTEGER	RO	poweroff (1)/ poweron (2)/ unknown (3)	This shows the HDD power supply state of HDD slot of server blade*.
1.3.6.1.4.1.116.5.52.1.2.1.*.4.30.7.1.11	blade* HDDSlot HDDState Health	INTEGER	RO	normal (1)/ fail (2)/ unknown (3) rebuild (4)	This shows the HDD health state of HDD slot of server blade*.
1.3.6.1.4.1.116.5.52.1.2.1.*.4.30.7.1.12	blade* HDDSlot HDDState LEDACT	INTEGER	RO	turn-off(1)/ turn-on(2)/ unknown(3)/ blink(4)/ blink-fast(5)/ blink-slow(6)	This shows the LED state of HDD slot of server blade* (activity).
1.3.6.1.4.1.116.5.52.1.2.1.*.4.30.7.1.13	blade* HDDSlot HDDState LEDSTS	INTEGER	RO	turn-off(1)/ turn-on(2)/ unknown(3)/ blink(4)/ blink-fast(5)/ blink-slow(6)	This shows the LED state of HDD slot of server blade* (status).

OID	Object identifier	Syntax	Access	Value	Description
1.3.6.1.4.1.116.5.52.1.2.1.*.4.30.7.1.20	blade* HDDSlot HDDFW InfoName	DisplayString	RO	-	This shows the HDD firmware name of HDD slot of server blade*.
1.3.6.1.4.1.116.5.52.1.2.1.*.4.30.7.1.21	blade* HDDSlot HDDFW InfoCurrent Ver	DisplayString	RO	-	This shows the HDD firmware current version of HDD slot of server blade*.
1.3.6.1.4.1.116.5.52.1.2.1.*.4.30.7.1.22	blade* HDDSlot HDDFW Info NextVer	DisplayString	RO	-	This shows the HDD firmware next version of HDD slot of server blade*.
1.3.6.1.4.1.116.5.52.1.2.1.*.4.30.8	blade* ExpansionHDD SlotTable	Not-Accessible	NA	-	This shows the table of expansion HDD slot of blade*.
1.3.6.1.4.1.116.5.52.1.2.1.*.4.30.8.1	blade* ExpansionHDD Slot Entry	Not-Accessible	NA	-	This shows the entry of expansion HDD slot of blade*.
1.3.6.1.4.1.116.5.52.1.2.1.*.4.30.8.1.1	blade* ExpansionHDD Slot Index	Integer32	RO	-	This shows the index of expansion HDD slot of blade*.
1.3.6.1.4.1.116.5.52.1.2.1.*.4.30.8.1.2	blade* ExpansionHDD Slot Num	Integer32	RO	-	This shows the serial number of expansion HDD slot of blade*.
1.3.6.1.4.1.116.5.52.1.2.1.*.4.30.8.1.3	blade* ExpansionHDD Slot Exist	INTEGER	RO	non-exist(1)/ exist(2)/ unknown(3)	This shows the registered state of expansion HDD slot of blade*.
1.3.6.1.4.1.116.5.52.1.2.1.*.4.30.8.1.4	blade* ExpansionHDD Slot HDDType	DisplayString	RO	-	This shows the HDD type of expansion HDD slot of server blade*.
1.3.6.1.4.1.116.5.52.1.2.1.*.4.30.8.1.5	blade* ExpansionHDD Slot HDD ProductName	DisplayString	RO	-	This shows the product name of expansion HDD slot of server blade*.

OID	Object identifier	Syntax	Access	Value	Description
1.3.6.1.4.1.116.5.52.1.2.1.*.4.30.8.1.6	blade* ExpansionHDD Slot HDDModel	DisplayString	RO	-	This shows the HDD model of expansion HDD slot of server blade*.
1.3.6.1.4.1.116.5.52.1.2.1.*.4.30.8.1.7	blade* ExpansionHDD Slot HDDSerialNum	DisplayString	RO	-	This shows the HDD serial number of expansion HDD slot of server blade*.
1.3.6.1.4.1.116.5.52.1.2.1.*.4.30.8.1.8	blade* ExpansionHDD Slot HDDCapacity	Integer32	RO	GB	This shows the HDD capacity of expansion HDD slots of server blade*.
1.3.6.1.4.1.116.5.52.1.2.1.*.4.30.8.1.9	blade* ExpansionHDD Slot HDDRPM	Integer32	RO	rpm	This shows the HDD drive speed of expansion HDD slot of server blade*.
1.3.6.1.4.1.116.5.52.1.2.1.*.4.30.8.1.10	blade* ExpansionHDD Slot HDD StatePower	INTEGER	RO	poweroff (1)/ poweron (2)/ unknown (3)	This shows the power supply state of expansion HDD slot of server blade*.
1.3.6.1.4.1.116.5.52.1.2.1.*.4.30.8.1.11	blade* ExpansionHDD Slot HDD StateHealth	INTEGER	RO	normal (1)/ fail (2)/ unknown (3)/ rebuild (4)	This shows the health state of expansion HDD slot of server blade*.
1.3.6.1.4.1.116.5.52.1.2.1.*.4.30.8.1.12	blade* ExpansionHDD Slot HDD StateLED ACT	INTEGER	RO	turn-off(1)/ turn-on(2)/ unknown(3)/ blink(4)/ blink-fast(5)/ blink-slow(6)	This shows the act of LED of expansion HDD slot of server blade*.
1.3.6.1.4.1.116.5.52.1.2.1.*.4.30.8.1.13	blade* ExpansionHDD Slot HDD StateLED STS	INTEGER	RO	turn-off(1)/ turn-on(2)/ unknown(3)/ blink(4)/ blink-fast(5)/ blink-slow(6)	This shows the LED state of expansion HDD slot of server blade*.
1.3.6.1.4.1.116.5.52.1.2.1.*.4.30.8.1.20	blade* ExpansionHDD Slot HDD FWInfo Name	DisplayString	RO	-	This shows the firmware name of expansion HDD slot of server blade*.

OID	Object identifier	Syntax	Access	Value	Description
1.3.6.1.4.1.116.5.52.1.2.1.*.4.30.8.1.21	blade* ExpansionHDD Slot HDD FWInfo CurrentVer	DisplayString	RO	-	This shows the total current version of firmware of expansion HDD slot of server blade*.
1.3.6.1.4.1.116.5.52.1.2.1.*.4.30.8.1.22	blade* ExpansionHDD Slot HDD FWInfo NextVer	DisplayString	RO	-	This shows the total next version of firmware of expansion HDD slot of server blade*.
1.3.6.1.4.1.116.5.52.1.2.1.*.4.40	blade* Voltage SensorTable	Not-Accessible	NA	-	This shows the table of voltage sensor of server blade*.
1.3.6.1.4.1.116.5.52.1.2.1.*.4.40.1	blade* Voltage SensorEntry	Not-Accessible	NA	-	This shows the entry of voltage sensor of server blade*.
1.3.6.1.4.1.116.5.52.1.2.1.*.4.40.1.1	blade* Voltage SensorIndex	Integer32	RO	-	This shows the index of voltage sensor of server blade*.
1.3.6.1.4.1.116.5.52.1.2.1.*.4.40.1.2	blade* Voltage SensorName	DisplayString	RO	-	This shows the voltage sensor name of server blade*.
1.3.6.1.4.1.116.5.52.1.2.1.*.4.40.1.3	blade* Voltage SensorValue	Integer32	RO	0.1 V	This shows the voltage sensor value of server blade*.
1.3.6.1.4.1.116.5.52.1.2.1.*.4.40.1.4	blade* Voltage SensorValid	INTEGER	RO	invalid (1)/ valid (2)/ unknown (3)	This shows the validity of voltage sensor value of server blade*.
1.3.6.1.4.1.116.5.52.1.2.1.*.4.41	blade* TempSensor Table	Not-Accessible	NA	-	This shows the table of temperature sensor of server blade*.
1.3.6.1.4.1.116.5.52.1.2.1.*.4.41.1	blade* TempSensor Entry	Not-Accessible	NA	-	This shows the entry of temperature sensor of server blade*.
1.3.6.1.4.1.116.5.52.1.2.1.*.4.41.1.1	blade* TempSensor Index	Integer32	RO	-	This shows the index of temperature sensor of server blade*.
1.3.6.1.4.1.116.5.52.1.2.1.*.4.41.1.2	blade* TempSensor Name	DisplayString	RO	-	This shows the temperature sensor name of server blade*.

OID	Object identifier	Syntax	Access	Value	Description
1.3.6.1.4.1.116.5.52.1.2.1.*.4.41.1.3	blade* TempSensor Value	Integer32	RO	0.1 degrees C	This shows the temperature sensor value of server blade*.
1.3.6.1.4.1.116.5.52.1.2.1.*.4.41.1.4	blade* TempSensor Valid	INTEGER	RO	invalid (1)/ valid (2)/ unknown (3)	This shows the validity of temperature sensor value of server blade*.
1.3.6.1.4.1.116.5.52.1.2.1.*.5	blade* FWInfo	Not- Accessible	NA	-	This shows the firmware information of server blade*.
1.3.6.1.4.1.116.5.52.1.2.1.*.5.1	blade* FWInfoTotal CurrentVer	DisplayStr ing	RO	-	This shows the total current version of firmware of server blade*.
1.3.6.1.4.1.116.5.52.1.2.1.*.5.2	blade* FWInfoTotal NextVer	DisplayStr ing	RO	-	This shows the total next version of firmware of server blade*.
1.3.6.1.4.1.116.5.52.1.2.1.*.5.3	blade* FWInfoTable	Not- Accessible	NA	-	This shows the table of firmware information of server blade*.
1.3.6.1.4.1.116.5.52.1.2.1.*.5.3.1	blade* FWInfoEntry	Not- Accessible	NA	-	This shows the entry of firmware information of server blade*.
OID	Object identifier	Syntax	Access	Value	Description
1.3.6.1.4.1.116.5.52.1.2.1.*.5.3.1.1	blade* FWInfoIndex	Integer32	RO	-	This shows the index of firmware information of server blade*.
1.3.6.1.4.1.116.5.52.1.2.1.*.5.3.1.2	blade* FWInfo Name	DisplayStr ing	RO	-	This shows the firmware name of server blade*.
1.3.6.1.4.1.116.5.52.1.2.1.*.5.3.1.3	blade* FWCurrent Ver	DisplayStr ing	RO	-	This shows the firmware current version of server blade*.
1.3.6.1.4.1.116.5.52.1.2.1.*.5.3.1.4	blade* FWInfo NextVer	DisplayStr ing	RO	-	This shows the firmware next version of server blade*.
1.3.6.1.4.1.116.5.52.1.2.1.*.5.4	blade* FWInfoHVM CurrentVer	DisplayStr ing	RO	-	This shows the LPAR manager current version of server blade*.
1.3.6.1.4.1.116.5.52.1.2.1.*.5.5	blade* FWInfoHVM NextVer	DisplayStr ing	RO	-	This shows the LPAR manager next version of server blade*.
*Number of Server Blade(1-8).					

**Table 3-10 Slot numbers of PCI card and real slot numbers**

<b>blade*InsPCISlotType</b>	<b>blade*InsPCISlotNum</b>	<b>Real slot numbers</b>
Mezzanine	0	1
Mezzanine	1	2
Mezzanine	2	3
Mezzanine	3	4
Daughter	0	0
PCI	0	0
PCI	1	1



**Table 3-11 Information of Management Module**

OID	Object identifier	Syntax	Access	Value	Description
1.3.6.1.4.1.116.5.52.1.2.2	management Module	Not-Accessible	NA	-	This shows the information of management module.
1.3.6.1.4.1.116.5.52.1.2.2.*	management Module*	Not-Accessible	NA	-	This shows the information of management module*.
1.3.6.1.4.1.116.5.52.1.2.2.*.1	management Module* BasicInfo	Not-Accessible	NA	-	This shows the basic information of management module*.
1.3.6.1.4.1.116.5.52.1.2.2.*.1.1	mm*Info ProductName	DisplayString	RO	-	This shows the product name of management module*.
1.3.6.1.4.1.116.5.52.1.2.2.*.1.2	mm*Info Model	DisplayString	RO	-	This shows the model name of management module*.
1.3.6.1.4.1.116.5.52.1.2.2.*.1.3	mm*Info SerialNum	DisplayString	RO	-	This shows the serial number of management module*.
1.3.6.1.4.1.116.5.52.1.2.2.*.1.4	mm*Info Product Version	DisplayString	RO	-	This shows the product version of management module*.
1.3.6.1.4.1.116.5.52.1.2.2.*.1.5	mm*Info Product Manufacturer	DisplayString	RO	-	This shows the product manufacturer of management module*.
1.3.6.1.4.1.116.5.52.1.2.2.*.1.6	mm*Info ChassisID	DisplayString	RO	-	This shows chassis ID of management module*.
1.3.6.1.4.1.116.5.52.1.2.2.*.1.7	mm*Info Board ProductName	DisplayString	RO	-	This shows the board product name of management module*.
1.3.6.1.4.1.116.5.52.1.2.2.*.1.8	mm*Info Board SerialNum	DisplayString	RO	-	This shows the board serial number of management module*.
1.3.6.1.4.1.116.5.52.1.2.2.*.1.9	mm*Info Board Manufacturer	DisplayString	RO	-	This show the board manufacturer of management module*.
1.3.6.1.4.1.116.5.52.1.2.2.*.1.20	mm*Info Spec	Not-Accessible	NA	-	This shows the specification of management module*.
1.3.6.1.4.1.116.5.52.1.2.2.*.1.20.1	mm*Spec Power Consumption	Integer32	RO	W	This shows the power consumption of management module*.
1.3.6.1.4.1.116.5.52.1.2.2.*.1.20.2	mm*Spec Mass	Integer32	RO	0.1 kg	This shows the weight of management module*.

OID	Object identifier	Syntax	Access	Value	Description
1.3.6.1.4.1.116.5.52.1.2.2.*.1.20.3	mm*Spec UpperLimit Temp	Integer32	RO	0.1 degrees C	This shows the maximum limited temperature of management module*.
1.3.6.1.4.1.116.5.52.1.2.2.*.1.20.4	mm*Spec LowerLimit Temp	Integer32	RO	0.1 degrees C	This shows the minimum limited temperature of management module*.
1.3.6.1.4.1.116.5.52.1.2.2.*.2	management Module* Capacity	Not- Accessible	NA	-	This shows the capacity of management module*.
1.3.6.1.4.1.116.5.52.1.2.2.*.2.1	mm* Capacity Voltage Sensor	Integer32	RO	-	This shows the capacity of voltage sensors of management module*.
1.3.6.1.4.1.116.5.52.1.2.2.*.2.2	mm* Capacity TempSensor	Integer32	RO	-	This shows the capacity of temperature sensors of management module*.
1.3.6.1.4.1.116.5.52.1.2.2.*.2.3	mm* Capacity LED	Integer32	RO	-	This shows the largest number of LEDs to get a response from the index.
1.3.6.1.4.1.116.5.52.1.2.2.*.3	management Module* Settings	Not- Accessible	NA	-	This shows the setting of management module*.
1.3.6.1.4.1.116.5.52.1.2.2.*.3.1	mm* Settings Management IPAddress	DisplayStr ing	RO	-	This shows the management LAN IP address of management module*.
1.3.6.1.4.1.116.5.52.1.2.2.*.3.2	mm* Settings Maint IPAddress	DisplayStr ing	RO	-	This shows the maintenance LAN IP address of management module*.
1.3.6.1.4.1.116.5.52.1.2.2.*.4	management Module* State	Not- Accessible	NA	-	This shows the state of management module*.
1.3.6.1.4.1.116.5.52.1.2.2.*.4.1	mm*State SlotNum	Integer32	RO	-	This shows the number of installed slot of management module*.

OID	Object identifier	Syntax	Access	Value	Description
1.3.6.1.4.1.116.5.52.1.2.2.*.4.2	mm*State Power	INTEGER	RO	poweroff (1)/ standby (2)/ poweron (3)/ unknown (4)/ poweron-executing (5)/ poweroff-executing (6)	This shows the power supply state of management module*.
1.3.6.1.4.1.116.5.52.1.2.2.*.4.3	mm*State Health	INTEGER	RO	normal (1)/ fail (2)/ unknown (3)	This shows the health state of management module*.
1.3.6.1.4.1.116.5.52.1.2.2.*.4.4	mm*State Active	INTEGER	RO	active(1)/ standby(2)/ unknown(3)	This shows the operating mode of management module*.
1.3.6.1.4.1.116.5.52.1.2.2.*.4.5	mm*State LEDTable	Not-Accessible	NA	-	This shows the table of LED of management module*.
1.3.6.1.4.1.116.5.52.1.2.2.*.4.5.1	mm*State LEDEntry	Not-Accessible	NA	-	This shows the entry of LED of management module*.
1.3.6.1.4.1.116.5.52.1.2.2.*.4.5.1.1	mm*State LEDIndex	Integer32	RO	-	This shows the index of LED of management module*.
1.3.6.1.4.1.116.5.52.1.2.2.*.4.5.1.2	mm*State LEDName	DisplayString	RO	-	This shows the name of LED of management module*.
1.3.6.1.4.1.116.5.52.1.2.2.*.4.5.1.3	mm*State LEDState	INTEGER	RO	turn-off(1)/ turn-on(2)/ unknown(3)/ blink(4)/ blink-fast(5)/ blink-slow(6)	This shows the state of LED of management module*.
1.3.6.1.4.1.116.5.52.1.2.2.*.4.5.1.4	mm*State LEDColor	INTEGER	RO	blue (1)/ green (2)/ red (3)/ amber (4)/ unknown (5)	This shows the color of LED of management module*.
1.3.6.1.4.1.116.5.52.1.2.2.*.4.20	mm*State Other	Not-Accessible	NA	-	This shows the other state of management module*.
1.3.6.1.4.1.116.5.52.1.2.2.*.4.20.1	mm* MaintMode	INTEGER	RO	Normal(1)/ CE-Maint-mode(2)/ User-Maint-mode(3)/ unknown(4)	This shows the maintenance mode of management module*.

OID	Object identifier	Syntax	Access	Value	Description
1.3.6.1.4.1.116.5.52.1.2.2.*.4.30	mm* Voltage SensorTable	Not- Accessible	NA	-	This shows the table of voltage sensor of management module*.
1.3.6.1.4.1.116.5.52.1.2.2.*.4.30.1	mm* Voltage SensorEntry	Not- Accessible	NA	-	This shows the entry of voltage sensor of management module*.
1.3.6.1.4.1.116.5.52.1.2.2.*.4.30.1.1	mm* Voltage SensorIndex	Integer32	RO	-	This shows the index of voltage sensor of management module*.
1.3.6.1.4.1.116.5.52.1.2.2.*.4.30.1.2	mm* Voltage SensorName	DisplayStr ing	RO	-	This shows the voltage sensor name of management module*.
1.3.6.1.4.1.116.5.52.1.2.2.*.4.30.1.3	mm* Voltage SensorValue	Integer32	RO	0.1 V	This shows the voltage sensor value of management module*.
1.3.6.1.4.1.116.5.52.1.2.2.*.4.30.1.4	mm* Voltage SensorValid	INTEGER	RO	invalid (1)/ valid (2)/ unknown (3)	This shows the validity of voltage sensor value of management module*.
1.3.6.1.4.1.116.5.52.1.2.2.*.4.31	mm* TempSensor Table	Not- Accessible	NA	-	This shows the table of temperature sensor of management module*.
1.3.6.1.4.1.116.5.52.1.2.2.*.4.31.1	mm* TempSensor Entry	Not- Accessible	NA	-	This shows the entry of temperature sensor of management module*.
1.3.6.1.4.1.116.5.52.1.2.2.*.4.31.1.1	mm* TempSensor Index	Integer32	RO	-	This shows the index of temperature sensor of management module*.
1.3.6.1.4.1.116.5.52.1.2.2.*.4.31.1.2	mm* TempSensor Name	DisplayStr ing	RO	-	This shows the temperature sensor name of management module*.
1.3.6.1.4.1.116.5.52.1.2.2.*.4.31.1.3	mm* TempSensor Value	Integer32	RO	0.1 degrees C	This shows the temperature sensor value of management module*.
1.3.6.1.4.1.116.5.52.1.2.2.*.4.31.1.4	mm* TempSensor Valid	INTEGER	RO	invalid (1)/ valid (2)/ unknown (3)	This shows the validity of temperature sensor value of management module*.
1.3.6.1.4.1.116.5.52.1.2.2.*.5	management Module* FWInfo	Not- Accessible	NA	-	This shows the firmware information of management module*.

OID	Object identifier	Syntax	Access	Value	Description
1.3.6.1.4.1.116.5.52.1.2.2.*.5.1	management Module* FWInfo TotalVer	DisplayString	RO	-	This shows the total version of firmware of management module*.
1.3.6.1.4.1.116.5.52.1.2.2.*.5.2	management Module* FWInfo Table	Not-Accessible	NA	-	This shows the table of firmware information of management module*.
1.3.6.1.4.1.116.5.52.1.2.2.*.5.2.1	management Module* FWInfo Entry	Not-Accessible	NA	-	This shows the entry of firmware information of management module*.
1.3.6.1.4.1.116.5.52.1.2.2.*.5.2.1.1	management Module* FWInfo Index	Integer32	RO	-	This shows the index of firmware information of management module*.
1.3.6.1.4.1.116.5.52.1.2.2.*.5.2.1.2	management Module* FWInfo Name	DisplayString	RO	-	This shows the firmware name of management module*.
1.3.6.1.4.1.116.5.52.1.2.2.*.5.2.1.3	management Module* FWInfo CurrentVer	DisplayString	RO	-	This shows the firmware current version of management module*.
*Number of Management Module(1-2).					

**Table 3-12 Information of Switch Module**

OID	Object identifier	Syntax	Access	Value	Description
1.3.6.1.4.1.116.5.52.1.2.3	switch Module	Not-Accessible	NA	-	This shows the information of switch module.
1.3.6.1.4.1.116.5.52.1.2.3.*	switch Module*	Not-Accessible	NA	-	This shows the information of switch module*.
1.3.6.1.4.1.116.5.52.1.2.3.*.1	switch Module* BasicInfo	Not-Accessible	NA	-	This shows the basic information of switch module*.
1.3.6.1.4.1.116.5.52.1.2.3.*.1.1	sw*Info ProductName	DisplayString	RO	-	This shows the product name of switch module*.
1.3.6.1.4.1.116.5.52.1.2.3.*.1.2	sw*Info Model	DisplayString	RO	-	This shows the model name of switch module*.

OID	Object identifier	Syntax	Access	Value	Description
1.3.6.1.4.1.116.5.52.1.2.3.*.1.3	sw*Info SerialNum	DisplayString	RO	-	This shows the serial number of switch module*.
1.3.6.1.4.1.116.5.52.1.2.3.*.1.4	sw*Info ProductVersion	DisplayString	RO	-	This shows the product version of switch module*.
1.3.6.1.4.1.116.5.52.1.2.3.*.1.5	sw*Info Product Manufacturer	DisplayString	RO	-	This shows the product manufacturer of switch module*.
1.3.6.1.4.1.116.5.52.1.2.3.*.1.6	sw*Info Board ProductName	DisplayString	RO	-	This shows the board product name of switch module*.
1.3.6.1.4.1.116.5.52.1.2.3.*.1.7	sw*Info Board SerialNum	DisplayString	RO	-	This shows the board serial number of switch module*.
1.3.6.1.4.1.116.5.52.1.2.3.*.1.8	sw*Info Board Manufacturer	DisplayString	RO	-	This shows the board manufacturer of switch module*.
OID	Object identifier	Syntax	Access	Value	Description
1.3.6.1.4.1.116.5.52.1.2.3.*.1.20	sw*Info Spec	Not-Accessible	NA	-	This shows the specification of switch module*.
1.3.6.1.4.1.116.5.52.1.2.3.*.1.20.1	sw*Spec Power Consumption	Integer32	RO	W	This shows the power consumption of switch module*.
1.3.6.1.4.1.116.5.52.1.2.3.*.1.20.2	sw*Spec Mass	Integer32	RO	0.1 kg	This shows the weight of switch module*.
1.3.6.1.4.1.116.5.52.1.2.3.*.2	switch Module* Capacity	Not-Accessible	NA	-	This shows the capacity of switch module.
1.3.6.1.4.1.116.5.52.1.2.3.*.2.1	sw* Capacity LED	Integer32	RO	-	This shows the largest number of LEDs to get a response from the index.
1.3.6.1.4.1.116.5.52.1.2.3.*.4	switch Module* State	Not-Accessible	NA	-	This shows the state of switch module*.
1.3.6.1.4.1.116.5.52.1.2.3.*.4.1	sw*State SlotNum	Integer32	RO	-	This shows the number of installed slot of switch module*.

OID	Object identifier	Syntax	Access	Value	Description
1.3.6.1.4.1.116.5.52.1.2.3.*.4.2	sw*State Power	INTEGER	RO	Poweroff(1)/ standby(2)/ PowerOn(3)/ unknown(4)/ Power-on- executing(5)/ Power-off- executing(6)	This shows the power supply state of switch module*.
1.3.6.1.4.1.116.5.52.1.2.3.*.4.3	sw* StateHealth	INTEGER	RO	normal (1)/ fail (2)/ unknown (3)	This shows the health state of switch module*.
1.3.6.1.4.1.116.5.52.1.2.3.*.4.4	sw*State LEDEntry	Not- Accessible	NA	-	This shows the table of LED of switch module*.
1.3.6.1.4.1.116.5.52.1.2.3.*.4.4.1	sw*State LEDIndex	Not- Accessible	NA	-	This shows the entry of LED of switch module*.
1.3.6.1.4.1.116.5.52.1.2.3.*.4.4.1.1	sw*State LEDName	Integer32	RO	-	This shows the index of LED of switch module*.
1.3.6.1.4.1.116.5.52.1.2.3.*.4.4.1.2	sw*State LEDState	DisplayStr ing	RO	-	This shows the name of LED of switch module*.
1.3.6.1.4.1.116.5.52.1.2.3.*.4.4.1.3	sw*State LEDColor	INTEGER	RO	turn-off(1)/ turn-on(2)/ unknown(3)/ blink(4)/ blink-fast(5)/ blink-slow(6)	This shows the state of LED of switch module*.
1.3.6.1.4.1.116.5.52.1.2.3.*.4.4.1.4	sw*State Other	INTEGER	RO	blue (1)/ green (2)/ red (3)/ amber (4)/ unknown (5)	This shows the color of LED of switch module*.
1.3.6.1.4.1.116.5.52.1.2.3.*.4.20	sw*State MaintMode	Not- Accessible	NA	-	This shows the other state of switch module*.
1.3.6.1.4.1.116.5.52.1.2.3.*.4.20.1	sw* SensorTable	INTEGER	RO	Normal(1)/ CE-Maint-mode(2)/ User-Maint-mode(3)/ unknown(4)	This shows the maintenance mode of switch module*.
1.3.6.1.4.1.116.5.52.1.2.3.*.4.30	sw*Voltage SensorEntry	Not- Accessible	NA	-	This shows the table of voltage sensor of switch module*.
1.3.6.1.4.1.116.5.52.1.2.3.*.4.30.1	sw*Voltage SensorIndex	Not- Accessible	NA	-	This shows the entry of voltage sensor of switch module*.
1.3.6.1.4.1.116.5.52.1.2.3.*.4.30.1.1	sw*Voltage SensorIndex	Integer32	RO	-	This shows the index of voltage sensor of switch module*.

OID	Object identifier	Syntax	Access	Value	Description
1.3.6.1.4.1.116.5.52.1.2.3.*.4.30.1.2	sw*Voltage SensorName	DisplayString	RO	-	This shows the voltage sensor name of switch module*.
1.3.6.1.4.1.116.5.52.1.2.3.*.4.30.1.3	sw*Voltage SensorValue	Integer32	RO	0.1 V	This shows the voltage sensor value of switch module*.
1.3.6.1.4.1.116.5.52.1.2.3.*.4.30.1.4	sw*Voltage SensorValid	INTEGER	RO	invalid (1)/ valid (2)/ unknown (3)	This shows the validity of voltage sensor value of switch module*.
1.3.6.1.4.1.116.5.52.1.2.3.*.4.31	sw* TempSensor Table	Not- Accessible	NA	-	This shows the table of temperature sensor of switch module*.
1.3.6.1.4.1.116.5.52.1.2.3.*.4.31.1	sw* TempSensor Entry	Not- Accessible	NA	-	This shows the entry of temperature sensor of switch module*.
1.3.6.1.4.1.116.5.52.1.2.3.*.4.31.1.1	sw* TempSensor Index	Integer32	RO	-	This shows the index of temperature sensor of switch module*.
1.3.6.1.4.1.116.5.52.1.2.3.*.4.31.1.2	sw* TempSensor Name	DisplayString	RO	-	This shows the temperature sensor name of switch module*.
1.3.6.1.4.1.116.5.52.1.2.3.*.4.31.1.3	sw* TempSensor Value	Integer32	RO	0.1 degrees C	This shows the temperature sensor value of switch module*.
1.3.6.1.4.1.116.5.52.1.2.3.*.4.31.1.4	sw* TempSensor Valid	INTEGER	RO	invalid (1)/ valid (2)/ unknown (3)	This shows the validity of temperature sensor value of switch module*.
1.3.6.1.4.1.116.5.52.1.2.3.*.4.32	sw*Current SensorTable	Not- Accessible	NA	-	This shows the table of current sensor of switch module*.
1.3.6.1.4.1.116.5.52.1.2.3.*.4.32.1	sw*Current SensorEntry	Not- Accessible	NA	-	This shows the entry of current sensor of switch module*.
1.3.6.1.4.1.116.5.52.1.2.3.*.4.32.1.1	sw*Current SensorIndex	Integer32	RO	-	This shows the index of current sensor of switch module*.
1.3.6.1.4.1.116.5.52.1.2.3.*.4.32.1.2	sw*Current SensorName	DisplayString	RO	-	This shows the current sensor name of switch module*.
1.3.6.1.4.1.116.5.52.1.2.3.*.4.32.1.3	sw*Current SensorValue	Integer32	RO	0.1 A	This shows the current sensor value of switch module*.
1.3.6.1.4.1.116.5.52.1.2.3.*.4.32.1.4	sw*Current SensorValid	INTEGER	RO	invalid (1)/ valid (2)/ unknown (3)	This shows the validity of current sensor value of switch module*.



OID	Object identifier	Syntax	Access	Value	Description
1.3.6.1.4.1.116.5.52.1.2.3.*.5	switch Module* FWInfo	Not- Accessible	NA	-	This shows the firmware information of switch module*.
1.3.6.1.4.1.116.5.52.1.2.3.*.5.1	switch Module* FWInfo TotalVer	DisplayStr ing	RO	-	This shows the total version of firmware of switch module*.
1.3.6.1.4.1.116.5.52.1.2.3.*.5.2	switch Module* FWInfo Table	Not- Accessible	NA	-	This shows the table of firmware information of switch module*.
1.3.6.1.4.1.116.5.52.1.2.3.*.5.2.1	switch Module* FWInfoEntry	Not- Accessible	NA	-	This shows the entry of firmware information of switch module*.
1.3.6.1.4.1.116.5.52.1.2.3.*.5.2.1.1	switch Module* FWInfo Index	Integer32	RO	-	This shows the index of firmware information of switch module*.
1.3.6.1.4.1.116.5.52.1.2.3.*.5.2.1.2	switch Module* FWInfo Name	DisplayStr ing	RO	-	This shows the firmware name of switch module*.
1.3.6.1.4.1.116.5.52.1.2.3.*.5.2.1.3	switch Module* FWInfo CurrentVer	DisplayStr ing	RO	-	This shows the firmware current version of switch module*.
*Number of Switch Module(1-4).					

**Table 3-13 Information of Fan Module**

OID	Object identifier	Syntax	Access	Value	Description
1.3.6.1.4.1.116.5.52.1.2.4	fanModule	Not- Accessible	NA	-	This shows the information of fan module.
1.3.6.1.4.1.116.5.52.1.2.4.*	fanModule*	Not- Accessible	NA	-	This shows the information of fan module*.
1.3.6.1.4.1.116.5.52.1.2.4.*.1	fanModule* BasicInfo	Not- Accessible	NA	-	This shows the basic information of fan module*.
1.3.6.1.4.1.116.5.52.1.2.4.*.1.1	fanModule* InfoType	INTEGER	RO	-	This shows the type of fan module*.
1.3.6.1.4.1.116.5.52.1.2.4.*.1.20	fanModule* InfoSpec	Not- Accessible	NA	-	This shows the specification of fan module*.

OID	Object identifier	Syntax	Access	Value	Description
1.3.6.1.4.1.116.5.52.1.2.4.*.1.20.1	fanModule* SpecPower Consumption	Integer32	RO	W	This shows the power consumption of fan module*.
1.3.6.1.4.1.116.5.52.1.2.4.*.1.20.2	fanModule* SpecMass	Integer32	RO	0.1 kg	This shows the weight of fan module*.
1.3.6.1.4.1.116.5.52.1.2.4.*.1.20.3	fanModule* Spec MaxRPM	Integer32	RO	rpm	This shows the maximum rpm of fan module*.
1.3.6.1.4.1.116.5.52.1.2.4.*.1.20.4	fanModule* Spec MaxAir Volume	Integer32	RO	0.1 m <sup>3</sup> /min	This shows the maximum air volume of fan module*.
1.3.6.1.4.1.116.5.52.1.2.4.*.1.20.5	fanModule* Spec MinRPM	Integer32	RO	rpm	This shows the minimum rpm of fan module*.
1.3.6.1.4.1.116.5.52.1.2.4.*.1.20.6	fanModule* Spec MinAir Volume	Integer32	RO	0.1 m <sup>3</sup> /min	This shows the minimum air volume of fan module*.
1.3.6.1.4.1.116.5.52.1.2.4.*.2	fanModule* Capacity	Not- Accessible	NA	-	This shows the capacity of fan module*.
1.3.6.1.4.1.116.5.52.1.2.4.*.2.1	fanModule* CapacityFan	Integer32	RO	-	This shows the capacity of fans of fan module*.
1.3.6.1.4.1.116.5.52.1.2.4.*.2.2	fanModule* Capacity LED	Integer32	RO	-	This shows the largest number of LEDs to get a response from the index.
1.3.6.1.4.1.116.5.52.1.2.4.*.4	fanModule* State	Not- Accessible	NA	-	This shows the state of fan module*.
1.3.6.1.4.1.116.5.52.1.2.4.*.4.1	fanModule* State SlotNum	Integer32	RO	-	This shows the number of installed slots of fan module*.
1.3.6.1.4.1.116.5.52.1.2.4.*.4.2	fanModule* State Power	INTEGER	RO	poweroff (1)/ standby (2)/ poweron (3)/ unknown (4)/ poweron-executing (5)/ poweroff-executing (6)	This shows the power supply state of fan module*.
1.3.6.1.4.1.116.5.52.1.2.4.*.4.3	fanModule* State Health	INTEGER	RO	normal (1)/ fail (2)/ unknown (3)	This shows the health state of fan module*.

OID	Object identifier	Syntax	Access	Value	Description
1.3.6.1.4.1.116.5.52.1.2.4.*.4.4	fanModule* State Redundancy	INTEGER	RO	redundancy(1)/ non-redundancy(2)/ unknown(3)	This shows the redundancy of fan module*.
1.3.6.1.4.1.116.5.52.1.2.4.*.4.5	fanModule* State AirVolume	Integer32	RO	0.1 m <sup>3</sup> /min	This shows the current air volume of fan module*.
1.3.6.1.4.1.116.5.52.1.2.4.*.4.6	fanModule* State LEDTable	Not- Accessible	NA	-	This shows the table of LED of fan module*.
1.3.6.1.4.1.116.5.52.1.2.4.*.4.6.1	fanModule* State LEDEntry	Not- Accessible	NA	-	This shows the entry of LED of fan module*.
1.3.6.1.4.1.116.5.52.1.2.4.*.4.6.1.1	fanModule* State LEDIndex	Integer32	RO	-	This shows the index of LED of fan module*.
1.3.6.1.4.1.116.5.52.1.2.4.*.4.6.1.2	fanModule* State LEDName	DisplayStr ing	RO	-	This shows the name of LED of fan module*.
1.3.6.1.4.1.116.5.52.1.2.4.*.4.6.1.3	fanModule* State LEDState	INTEGER	RO	turn-off(1)/ turn-on(2)/ unknown(3)/ blink(4)/ blink-fast(5)/ blink-slow(6)	This shows the state of LED of fan module*.
1.3.6.1.4.1.116.5.52.1.2.4.*.4.6.1.4	fanModule* State LEDColor	INTEGER	RO	blue (1)/ green (2)/ red (3)/ amber (4)/ unknown (5)	This shows the color of LED of fan module*.
1.3.6.1.4.1.116.5.52.1.2.4.*.4.10	fanModule* State FanTable	Not- Accessible	NA	-	This shows the table of fan of fan module*.
1.3.6.1.4.1.116.5.52.1.2.4.*.4.10.1	fanModule* State FanEntry	Not- Accessible	NA	-	This shows the entry of fan of fan module*.
1.3.6.1.4.1.116.5.52.1.2.4.*.4.10.1.1	fanModule* State FanIndex	Integer32	RO	-	This shows the index of fan of fan module*.
1.3.6.1.4.1.116.5.52.1.2.4.*.4.10.1.2	fanModule* State FanLocation	DisplayStr ing	RO	-	This shows the location of fan of fan module*.

OID	Object identifier	Syntax	Access	Value	Description
1.3.6.1.4.1.116.5.52.1.2.4.*.4.10.1.3	fanModule* State FanRPM	Integer32	RO	rpm	This shows the rpm value of fan module*.
1.3.6.1.4.1.116.5.52.1.2.4.*.4.10.1.4	fanModule* State FanRPMValid	INTEGER	RO	invalid(1)/ valid(2) / unknown(3)	This shows the validity of fan rpm value of fan module*.
*:Number of Fan Module(1-6)					

**Table 3-14 Information of Power Supply Module**

OID	Object identifier	Syntax	Access	Value	Description
1.3.6.1.4.1.116.5.52.1.2.5	powerSupply	Not-Accessible	NA	-	This shows the information of power supply module.
1.3.6.1.4.1.116.5.52.1.2.5.*	powerSupply*	Not-Accessible	NA	-	This shows the information of power supply module*.
1.3.6.1.4.1.116.5.52.1.2.5.*.1	powerSupply* BasicInfo	Not-Accessible	NA	-	This shows the basic information of power supply module*.
1.3.6.1.4.1.116.5.52.1.2.5.*.1.2	powerSupply* Info ProductName	DisplayString	RO	-	This shows the product name of power supply module*.
1.3.6.1.4.1.116.5.52.1.2.5.*.1.3	powerSupply* InfoModel	DisplayString	RO	-	This shows the model name of power supply module*.
1.3.6.1.4.1.116.5.52.1.2.5.*.1.4	powerSupply* Info SerialNum	DisplayString	RO	-	This shows the serial number of power supply module*.
1.3.6.1.4.1.116.5.52.1.2.5.*.1.5	powerSupply* InfoProduct Version	DisplayString	RO	-	This shows the product version of power supply module*.
1.3.6.1.4.1.116.5.52.1.2.5.*.1.6	powerSupply* InfoProduct Manufacturer	DisplayString	RO	-	This shows the product manufacturer of power supply module*.
1.3.6.1.4.1.116.5.52.1.2.5.*.1.20	powerSupply* InfoSpec	Not-Accessible	NA	-	This shows the specification of power supply module*.
1.3.6.1.4.1.116.5.52.1.2.5.*.1.20.1	powerSupply* SpecPower Consumption	Integer32	RO	W	This shows the power consumption of power supply module*.
1.3.6.1.4.1.116.5.52.1.2.5.*.1.20.2	powerSupply* SpecMass	Integer32	RO	0.1 kg	This shows the weight of power supply module*.

OID	Object identifier	Syntax	Access	Value	Description
1.3.6.1.4.1.116.5.52.1.2.5.*.1.20.3	powerSupply* SpecRate VoltageMain	Integer32	RO	0.1 V	This shows the rated voltage of power supply module*.(main)
1.3.6.1.4.1.116.5.52.1.2.5.*.1.20.4	powerSupply* SpecRate VoltageSub	Integer32	RO	0.1 V	This shows the rated voltage of power supply module*.(sub)
1.3.6.1.4.1.116.5.52.1.2.5.*.1.20.5	powerSupply* SpecAmbient Temp UpperLimit	Integer32	RO	0.1 degrees C	This shows the maximum limited of environment temperature of power supply module*.
1.3.6.1.4.1.116.5.52.1.2.5.*.1.20.6	powerSupply* SpecAmbient Temp LowerLimit	Integer32	RO	0.1 degrees C	This shows the minimum limited of environment temperature of power supply module*.
1.3.6.1.4.1.116.5.52.1.2.5.*.1.20.7	powerSupply* SpecHotSpot Temp UpperLimit	Integer32	RO	0.1 degrees C	This shows the maximum limited of hot spot temperature of power supply module*.
1.3.6.1.4.1.116.5.52.1.2.5.*.1.20.8	powerSupply* SpecHotSpot Temp LowerLimit	Integer32	RO	0.1 degrees C	This shows the minimum limited of hot spot temperature of power supply module*.
1.3.6.1.4.1.116.5.52.1.2.5.*.1.20.9	powerSupply* SpecExhaust Temp UpperLimit	Integer32	RO	0.1 degrees C	This shows the maximum limited of exhaust temperature of power supply module*.
1.3.6.1.4.1.116.5.52.1.2.5.*.1.20.10	powerSupply* SpecExhaust Temp LowerLimit	Integer32	RO	0.1 degrees C	This shows the minimum limited of exhaust temperature of power supply module*.
1.3.6.1.4.1.116.5.52.1.2.5.*.2	powerSupply* Capacity	Not-Accessible	NA	-	This shows the capacity of power supply module*.
1.3.6.1.4.1.116.5.52.1.2.5.*.2.1	powerSupply* CapacityFan	Integer32	RO	-	This shows the capacity fans of power supply module*.
1.3.6.1.4.1.116.5.52.1.2.5.*.4	powerSupply* State	Not-Accessible	NA	-	This shows the state of power supply module*.
1.3.6.1.4.1.116.5.52.1.2.5.*.4.1	powerSupply* State SlotNum	Integer32	RO	-	This shows the number of installed slots of power supply module*.

OID	Object identifier	Syntax	Access	Value	Description
1.3.6.1.4.1.116.5.52.1.2.5.*.4.2	powerSupply* StatePower	INTEGER	RO	poweroff (1)/ poweron (2)/ unknown (3)	This shows the power supply state of power supply module*.
1.3.6.1.4.1.116.5.52.1.2.5.*.4.3	powerSupply* StateHealth	INTEGER	RO	normal(1)/ fail(2) / unknown(3)	This shows the health state of power supply module*.
1.3.6.1.4.1.116.5.52.1.2.5.*.4.4	powerSupply* StateAmbient Temp	Integer32	RO	0.1 degrees C	This shows the temperature value of ambient sensor of power supply module*.
1.3.6.1.4.1.116.5.52.1.2.5.*.4.5	powerSupply* StateHotSpot Temp	Integer32	RO	0.1 degrees C	This shows the temperature value of hot spot sensor of power supply module*.
1.3.6.1.4.1.116.5.52.1.2.5.*.4.6	powerSupply* StateExhaust Temp	Integer32	RO	0.1 degrees C	This shows the temperature value of exhaust sensor of power supply module*.
1.3.6.1.4.1.116.5.52.1.2.5.*.4.7	powerSupply* State MainVoltage	Integer32	RO	0.1 V	This shows the main voltage of power supply module*.
1.3.6.1.4.1.116.5.52.1.2.5.*.4.8	powerSupply* State SubVoltage	Integer32	RO	0.1 V	This shows the sub voltage of power supply module*.
1.3.6.1.4.1.116.5.52.1.2.5.*.4.9	powerSupply* State InputVoltage	Integer32	RO	0.1 V	This shows the input voltage of power supply module*.
1.3.6.1.4.1.116.5.52.1.2.5.*.4.10	powerSupply* State MainCurrent	Integer32	RO	0.1 A	This shows the main current of power supply module*.
1.3.6.1.4.1.116.5.52.1.2.5.*.4.11	powerSupply* State SubCurrent	Integer32	RO	0.1 A	This shows the sub current of power supply module*.
1.3.6.1.4.1.116.5.52.1.2.5.*.4.12	powerSupply* State InputCurrent	Integer32	RO	0.1 A	This shows the input current of power supply module*.
1.3.6.1.4.1.116.5.52.1.2.5.*.4.14	powerSupply* State FanTable	Not- Accessible	NA	-	This shows the table of fan of power supply module*.
1.3.6.1.4.1.116.5.52.1.2.5.*.4.14.1	powerSupply* State FanEntry	Not- Accessible	NA	-	This shows the entry of fan of power supply module*.
1.3.6.1.4.1.116.5.52.1.2.5.*.4.14.1.1	powerSupply* State FanIndex	Integer32	RO	-	This shows the index of fan of power supply module*.

OID	Object identifier	Syntax	Access	Value	Description
1.3.6.1.4.1.116.5.52.1.2.5.*.4.14.1.2	powerSupply* State FanLocation	DisplayString	RO	-	This shows the location of fan of power supply module*.
1.3.6.1.4.1.116.5.52.1.2.5.*.4.14.1.3	powerSupply* State FanRPM	Integer32	RO	rpm	This shows the rpm value of fan of power supply module*.

\*:Number of Power Supply Module(1-4)

**Table 3-15 Information of Partition**

OID	Object identifier	Syntax	Access	Value	Description
1.3.6.1.4.1.116.5.52.1.3	partition	Not-Accessible	NA	-	This shows the information of partition.
1.3.6.1.4.1.116.5.52.1.3.*	partition*	Not-Accessible	NA	-	This shows the information of partition*.
1.3.6.1.4.1.116.5.52.1.3.*.1	partition* BasicInfo	Not-Accessible	NA	-	This shows the basic information of partition*.
1.3.6.1.4.1.116.5.52.1.3.*.1.1	partition* Valid	INTEGER	RO	invalid(1)/ valid(2) / unknown(3)	This shows the validity of information of partition*.
1.3.6.1.4.1.116.5.52.1.3.*.1.2	partition* MaxCurrent	Integer32	RO	0.1 A	This shows the maximum current of partition*.
1.3.6.1.4.1.116.5.52.1.3.*.1.3	partition* MaxPower	Integer32	RO	W	This shows the maximum power of partition*.
1.3.6.1.4.1.116.5.52.1.3.*.1.4	partition* Proc CoreCount	Integer32	RO	-	This shows the total number of CPU core of partition*.
1.3.6.1.4.1.116.5.52.1.3.*.1.5	partition* DIMM Capacity	Integer32	RO	GB	This shows the total amount of DIMM capacity of partition*. (Memory amount recognized by OS)
1.3.6.1.4.1.116.5.52.1.3.*.1.6	partition* HVMLicence Model	DisplayString	RO	-	This shows the LPAR manager Licence information of partition* (model).
1.3.6.1.4.1.116.5.52.1.3.*.1.7	partition* HVMLicence Available Version	DisplayString	RO	-	This shows the LPAR manager Licence information of partition* (available version).
1.3.6.1.4.1.116.5.52.1.3.*.1.20	partition* BladeConfig	Not-Accessible	NA	-	This shows the configuration of blades that belong of partition*.

OID	Object identifier	Syntax	Access	Value	Description
1.3.6.1.4.1.116.5.52.1.3.*.1.20.1	partition* BladePrimary SlotNum	Integer32	RO	-	This shows the primary blade location of partition*.
1.3.6.1.4.1.116.5.52.1.3.*.1.20.2	partition* BladeCount	Integer32	RO	-	This shows the number of blades that belong to the partition*.
1.3.6.1.4.1.116.5.52.1.3.*.1.20.3	partition* BladeTable	Not-Accessible	NA	-	This shows the table of blade information of partition*.
1.3.6.1.4.1.116.5.52.1.3.*.1.20.3.1	partition* BladeEntry	Not-Accessible	NA	-	This shows the entry of blade information of partition*.
1.3.6.1.4.1.116.5.52.1.3.*.1.20.3.1.1	partition* BladeIndex	Integer32	RO	-	This shows the index of blade information of partition*.
1.3.6.1.4.1.116.5.52.1.3.*.1.20.3.1.2	partition* Blade SlotNum	Integer32	RO	-	This shows the location of blade of partition*.
1.3.6.1.4.1.116.5.52.1.3.*.1.20.3.1.3	partition* Blade ObjectID	OBJECT IDENTIFIER	RO	-	This shows the Object ID of blade of partition*.
1.3.6.1.4.1.116.5.52.1.3.*.3	partition* Settings	Not-Accessible	NA	-	This shows the setting of partition*.
1.3.6.1.4.1.116.5.52.1.3.*.3.1	partition* Settings SystemMode	INTEGER	RO	basic(1)/ hvm(2)/ unknown(3)	This shows the LPAR manager mode setting of partition*.
1.3.6.1.4.1.116.5.52.1.3.*.3.2	partition* Settings DIMM Redundancy	INTEGER	RO	redundancy(1)/ non-redundancy(2)/ unknown(3)	This shows the DIMM redundancy of partition*.
1.3.6.1.4.1.116.5.52.1.3.*.3.3	partition* Settings PreConfig	INTEGER	RO	enable(1)/ disable(2)/ unknown(3)	This shows the validity of pre-configure setting of partition*.
1.3.6.1.4.1.116.5.52.1.3.*.4	partition* State	Not-Accessible	NA	-	This shows the state of partition*.
1.3.6.1.4.1.116.5.52.1.3.*.4.1	partition* StatePower	INTEGER	RO	poweroff (1)/ standby (2)/ poweron (3)/ unknown (4)/ poweron-executing (5)/ poweroff-executing (6)	This shows the power supply state of partition*.
1.3.6.1.4.1.116.5.52.1.3.*.4.2	partition* StateHealth	INTEGER	RO	normal (1)/ fail (2)/ unknown (3)	This shows the health state of partition*.



OID	Object identifier	Syntax	Access	Value	Description
1.3.6.1.4.1.116.5.52.1.3.*.4.3	partition* State SystemMode	INTEGER	RO	basic(1)/ hvm(2)/ unknown(3)	This shows the LPAR manager mode of partition*.
1.3.6.1.4.1.116.5.52.1.3.*.4.4	partition* State Consumption Current	Integer32	RO	0.1 A	This shows the consumption current of partition*.
1.3.6.1.4.1.116.5.52.1.3.*.4.5	partition* StatePower Consumption	Integer32	RO	W	This shows the current power consumption of partition*.
1.3.6.1.4.1.116.5.52.1.3.*.4.6	partition* State PreConfig	INTEGER	RO	not-get(1)/ not-set(2)/ getting(3)/ valid(4)	This shows the run state of pre-configure of partition*.
*Number of Partition (1-8).					





## **Hitachi Data Systems**

### **Corporate Headquarters**

2845 Lafayette Street  
Santa Clara, California 95050-2639  
U.S.A.  
[www.hds.com](http://www.hds.com)

### **Regional Contact Information**

#### **Americas**

+1 408 970 1000  
[info@hds.com](mailto:info@hds.com)

#### **Europe, Middle East, and Africa**

+44 (0) 1753 618000  
[info.emea@hds.com](mailto:info.emea@hds.com)

#### **Asia Pacific**

+852 3189 7900  
[hds.marketing.apac@hds.com](mailto:hds.marketing.apac@hds.com)

