

# Hitachi Compute Blade 2500 Series MIB User Guide

## FASTFIND LINKS

[Document Organization](#)

[Product Version](#)

[Getting Help](#)

[Contents](#)

© 2014-2015 Hitachi, Ltd. All rights reserved.

No part of this publication may be reproduced or transmitted in any form or by any means, electronic or mechanical, including photocopying and recording, or stored in a database or retrieval system for any purpose without the express written permission of Hitachi, Ltd.

Hitachi, Ltd., reserves the right to make changes to this document at any time without notice and assumes no responsibility for its use. This document contains the most current information available at the time of publication. When new or revised information becomes available, this entire document will be updated and distributed to all registered users.

Some of the features described in this document might not be currently available. Refer to the most recent product announcement for information about feature and product availability, or contact Hitachi Data Systems Corporation at <https://portal.hds.com>.

**Notice:** Hitachi, Ltd., products and services can be ordered only under the terms and conditions of the applicable Hitachi Data Systems Corporation agreements. The use of Hitachi, Ltd., products is governed by the terms of your agreements with Hitachi Data Systems Corporation.

Hitachi is a registered trademark of Hitachi, Ltd., in the United States and other countries. Hitachi Data Systems is a registered trademark and service mark of Hitachi, Ltd., in the United States and other countries.

Archivas, Essential NAS Platform, HiCommand, Hi-Track, ShadowImage, Tagmaserve, Tagmasoft, Tagmasolve, Tagmastore, TrueCopy, Universal Star Network, and Universal Storage Platform are registered trademarks of Hitachi Data Systems Corporation.

AIX, AS/400, DB2, Domino, DS6000, DS8000, Enterprise Storage Server, ESCON, FICON, FlashCopy, IBM, Lotus, MVS, OS/390, RS6000, S/390, System z9, System z10, Tivoli, VM/ESA, z/OS, z9, z10, zSeries, z/VM, and z/VSE are registered trademarks or trademarks of International Business Machines Corporation.

All other trademarks, service marks, and company names in this document or website are properties of their respective owners.

Microsoft product screen shots are reprinted with permission from Microsoft Corporation.



# Contents

Preface.....	v
Intended Audience.....	vi
Product Version.....	vi
Release Notes.....	vi
Document Organization.....	vi
Referenced Documents.....	vi
Document Conventions.....	vii
Convention for storage capacity values.....	viii
Getting help.....	viii
Comments.....	ix
<b>1 Format of MIB descriptions.....</b>	<b>1-1</b>
Overview of the MIB tree structure.....	1-2
Format of MIB descriptions in this guide.....	1-2
<b>2 Standard MIBs.....</b>	<b>2-1</b>
Items supported by standard MIBs.....	2-2
<b>3 Private MIBs.....</b>	<b>3-1</b>
About private MIBs.....	3-2
Content of SNMP trap notifications.....	3-2
Content of SNMP trap events.....	3-2
Supported groups.....	3-5
Glossary	
Index	





# Preface

This document describes how to use the Compute Blade 2500 series.

This preface includes the following information:

**Notice:** The use of Compute Blade 2500 series and all other Hitachi Data Systems products is governed by the terms of your agreement(s) with Hitachi Data Systems.

- [Intended Audience](#)
- [Product Version](#)
- [Release Notes](#)
- [Document Organization](#)
- [Referenced Documents](#)
- [Document Conventions](#)
- [Convention for storage capacity values](#)
- [Getting help](#)
- [Comments](#)

## Intended Audience

This document is intended for the personnel who are involved in planning, managing, and performing the tasks to prepare your site for Compute Blade installation and to install the same.

This document assumes the following:

- The reader has a background in hardware installation of computer systems.
- The reader is familiar with the location where the Compute Blade will be installed, including knowledge of physical characteristics, power systems and specifications, and environmental specifications.

## Product Version

This document revision applies to Compute Blade 2500 Series CB 520H.

## Release Notes

Release notes contain requirements and more recent product information that may not be fully described in this manual. Be sure to review the release notes before installation.

## Document Organization

The table below provides an overview of the contents and organization of this document. Click the chapter title in the left column to go to that chapter. The first page of each chapter provides links to the sections in that chapter.

Chapter	Description
<a href="#">Chapter 1, Format of MIB descriptions</a>	Describes the format of MIB descriptions.
<a href="#">Chapter 2, Standard MIBs</a>	Describes items for standard MIBs.
<a href="#">Chapter 3, Private MIBs</a>	Describes items for private MIBs.

## Referenced Documents

- Hitachi Compute Blade 2500 Series Getting Started Guide, MK-99CB2500003
- Hitachi Compute Blade 2500 Series Management Module User Guide, MK-99CB2500004
- Hitachi Compute Blade 2500 Series UEFI Setup Guide, MK-99CB2500005
- Hitachi Compute Blade 2500 Series Logical Partitioning Manager User Guide, MK-99CB2500006

## Document Conventions




The term “Compute Blade” refers to all the models of the Compute Blade, unless otherwise noted.


The Hitachi Virtualization Manager (HVM) name has been changed to Hitachi logical partitioning manager (LPAR manager, or LP). If you are using HVM based logical partitioning feature, substitute references to Hitachi logical partitioning manager (LPAR manager, or LP) with HVM.

This document uses the following typographic conventions:

Convention	Description
<b>Bold</b>	Indicates text on a window, other than the window title, including menus, menu options, buttons, fields, and labels. Example: Click <b>OK</b> .
<i>Italic</i>	Indicates a variable, which is a placeholder for actual text provided by the user or system. Example: <i>copy source-file target-file</i> <i>Note:</i> Angled brackets (< >) are also used to indicate variables.
screen/code	Indicates text that is displayed on screen or entered by the user. Example: # <code>pairdisplay -g oradb</code>
< > angled brackets	Indicates a variable, which is a placeholder for actual text provided by the user or system. Example: # <code>pairdisplay -g &lt;group&gt;</code> <i>Note:</i> Italic font is also used to indicate variables.
[ ] square brackets	Indicates optional values. Example: [ a   b ] indicates that you can choose a, b, or nothing.
{ } braces	Indicates required or expected values. Example: { a   b } indicates that you must choose either a or b.
vertical bar	Indicates that you have a choice between two or more options or arguments. Examples: [ a   b ] indicates that you can choose a, b, or nothing. { a   b } indicates that you must choose either a or b.

This document uses the following icons to draw attention to information:

Icon	Meaning	Description
 <b>WARNING</b>	WARNING	This indicates the presence of a potential risk that might cause death or severe injury.
 <b>CAUTION</b>	CAUTION	This indicates the presence of a potential risk that might cause relatively mild or moderate injury.
<b>NOTICE</b>	NOTICE	This indicates the presence of a potential risk that might cause severe damage to the equipment and/or damage to surrounding properties.
 <b>Note</b>	Note	Calls attention to important or additional information.

Icon	Meaning	Description
 Tip	Tip	This indicates advice on how to make the best use of the equipment.

## Convention for storage capacity values

Physical storage capacity values (for example, disk drive capacity) are calculated based on the following values:

Physical capacity unit	Value
1 kilobyte (KB)	1,000 ( $10^3$ ) bytes
1 megabyte (MB)	1,000 KB or $1,000^2$ bytes
1 gigabyte (GB)	1,000 MB or $1,000^3$ bytes
1 terabyte (TB)	1,000 GB or $1,000^4$ bytes
1 petabyte (PB)	1,000 TB or $1,000^5$ bytes
1 exabyte (EB)	1,000 PB or $1,000^6$ bytes

Logical storage capacity values (for example, logical device capacity) are calculated based on the following values:

Logical capacity unit	Value
1 block	512 bytes
1 KB	1,024 ( $2^{10}$ ) bytes
1 MB	1,024 KB or $1,024^2$ bytes
1 GB	1,024 MB or $1,024^3$ bytes
1 TB	1,024 GB or $1,024^4$ bytes
1 PB	1,024 TB or $1,024^5$ bytes
1 EB	1,024 PB or $1,024^6$ bytes

## Getting help

The Hitachi Data Systems customer support staff is available 24 hours a day, seven days a week. If you need technical support, log on to the Hitachi Data Systems Portal for contact information: <https://portal.hds.com>



## Comments

Please send us your comments on this document: [doc.comments@hds.com](mailto:doc.comments@hds.com). Include the document title and number including the revision level (for example, -07), and refer to specific sections and paragraphs whenever possible. All comments become the property of Hitachi Data Systems Corporation.

**Thank you!**



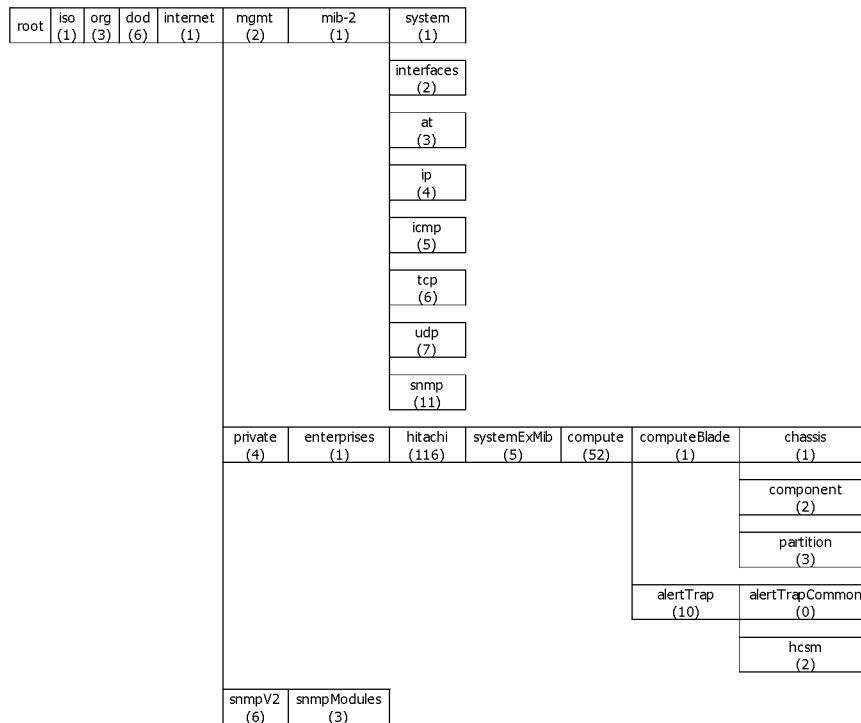
# Format of MIB descriptions

This chapter describes the format of MIB descriptions.

- [Overview of the MIB tree structure](#)
- [Format of MIB descriptions in this guide](#)

# Overview of the MIB tree structure

The following diagram shows an overview of the MIB tree structure.



**Figure 1-1 MIB tree structure**

## Format of MIB descriptions in this guide

This section describes the format of MIB descriptions used in this guide. The descriptions use the support items described below.

### Object identifier

The name of an MIB object identifier

### OID

The OID that corresponds to the MIB object identifier

### Syntax

The following table shows the meaning of syntax entries used for private MIBs.

**Table 1-1 Syntax of MIBs**

No.	syntax	Description
1	Not-Accessible	Cannot be accessed.

No.	syntax	Description
2	Display String	Character string of 0-255 characters
3	INTEGER	Integer value in the range from -2147483648 to 2147483647
4	Integer32	Integer value in the range from -2147483648 to 2147483647
5	OBJECT IDENTIFIER	Object identifier

### Access

The following explains the MIB access attributes.

- RO: Indicates that the MIB access is read-only.
- RW: Indicates that the MIB access is read-write.
- NA: Indicates that the MIB is not accessible.



## Standard MIBs

This chapter describes items for standard MIBs.

- [Items supported by standard MIBs](#)

## Items supported by standard MIBs

Standard MIBs support a total of nine groups (see the following table).

**Table 2-1 Group items and their descriptions**

No.	Group name	OID	Description
1	system	.1.3.6.1.2.1.1 <sup>1</sup>	Equipment information
2	Interfaces	.1.3.6.1.2.1.2	Interface information
3	at	.1.3.6.1.2.1.3	ARP information
4	ip	.1.3.6.1.2.1.4	IP information
5	icmp	.1.3.6.1.2.1.5	ICMP information
6	tcp	.1.3.6.1.2.1.6	TCP information
7	udp	.1.3.6.1.2.1.7	UDP information
8	snmp	.1.3.6.1.2.1.11	SNMP information
9	snmpModules	.1.3.6.1.6.3	SNMPv3 information

Note:

1. This does not include .1.3.6.1.2.1.1.8 and .1.3.6.1.2.1.1.9.



### Tip:

- Items that are RW in the SNMP standard are handled as RO in this product.
- The contents of the objects for each group conform to RFC 1213, RFC 1285, and RFC 1398. For details about the contents of objects, see the pertinent web sites or SNMP manager documentation.



## Private MIBs

This chapter describes items for private MIBs.

- [About private MIBs](#)

## About private MIBs

This section describes items for private MIBs.

### Content of SNMP trap notifications

The following table shows the content of SNMP trap notifications.

**Table 3-1 Content of SNMP trap notifications**

	Item	Description
Notification content	First variable binding	Time when the alert was sent
	Second variable binding	ID of the chassis where the alert occurred
	Third variable binding	Alert level
	Fourth variable binding	Alert ID
	Fifth variable binding	Alert message
	Seventh variable binding	Type of the module where the alert occurred
	Eighth variable binding	Location of the module where the alert occurred
	Ninth variable binding	Name of the module where the alert occurred
	Tenth variable binding	Serial number of the module where the alert occurred
	Eleventh variable binding	Event code of the alert
	Twelfth variable binding	Expansion event code of the alert
	Thirteenth variable binding	Model name of the equipment where the alert occurred
	Fourteenth variable binding	Serial number of the equipment where the alert occurred
	Fifteenth variable binding	Notification trigger of the alert

### Content of SNMP trap events

The table below shows the content of SNMP trap events.

**Table 3-2 Content of SNMP trap events**

No.	SNMP trap event name	OID	Description
1	hcsMAlertTrap2MonitoringError	1.3.6.1.4.1.116.5.52.10.2.2.1.1	A failure-level event occurred as an environment monitoring alert

No.	SNMP trap event name	OID	Description
			(ID: 0xFD00-FD2F) (without notification).
2	hcsmAlertTrap2MonitoringWarning	1.3.6.1.4.1.116.5.52.10.2.2.1.2	A warning-level event occurred as an environment monitoring alert (ID: 0xFD00-FD2F) (without notification).
3	hcsmAlertTrap2MonitoringInformation	1.3.6.1.4.1.116.5.52.10.2.2.1.3	An information-level event occurred as an environment monitoring alert (ID: 0xFD00-FD2F) (without notification).
4	hcsmAlertTrap2EventError	1.3.6.1.4.1.116.5.52.10.2.2.2.1	A failure-level event occurred as an event alert (without notification).
5	hcsmAlertTrap2EventWarning	1.3.6.1.4.1.116.5.52.10.2.2.2.2	A warning-level event occurred as an event alert (without notification).
6	hcsmAlertTrap2EventInformation	1.3.6.1.4.1.116.5.52.10.2.2.2.3	An information-level event occurred as an event alert (without notification).
7	hcsmAlertTrap2StatusChangeError	1.3.6.1.4.1.116.5.52.10.2.2.3.1	A failure-level event occurred as a status change alert (without notification).
8	hcsmAlertTrap2StatusChangeWarning	1.3.6.1.4.1.116.5.52.10.2.2.3.2	A warning-level event occurred as a status change alert (without notification).
9	hcsmAlertTrap2StatusChangeInformation	1.3.6.1.4.1.116.5.52.10.2.2.3.3	An information-level event occurred as a status change alert (without notification).

No.	SNMP trap event name	OID	Description
10	hcsmAlertTrap3MonitoringError	1.3.6.1.4.1.116.5.52.10.2.3.1.1	A failure-level event occurred as an environment monitoring alert (ID: 0xFD00-FD2F) (with notification).
11	hcsmAlertTrap3MonitoringWarning	1.3.6.1.4.1.116.5.52.10.2.3.1.2	A warning-level event occurred as an environment monitoring alert (ID: 0xFD00-FD2F) (without notification).
12	hcsmAlertTrap3MonitoringInformation	1.3.6.1.4.1.116.5.52.10.2.3.1.3	An information-level event occurred as an environment monitoring alert (ID: 0xFD00-FD2F) (with notification).
13	hcsmAlertTrap3EventError	1.3.6.1.4.1.116.5.52.10.2.3.2.1	A failure-level event occurred as an event alert (with notification).
14	hcsmAlertTrap3EventWarning	1.3.6.1.4.1.116.5.52.10.2.3.2.2	A warning-level event occurred as an event alert (with notification).
15	hcsmAlertTrap3EventInformation	1.3.6.1.4.1.116.5.52.10.2.3.2.3	An information-level event occurred as an event alert (with notification).
16	hcsmAlertTrap3StatusChangeError	1.3.6.1.4.1.116.5.52.10.2.3.3.1	A failure-level event occurred as a status change alert (with notification).
17	hcsmAlertTrap3StatusChangeWarning	1.3.6.1.4.1.116.5.52.10.2.3.3.2	A warning-level event occurred as a status change alert (with notification).
18	hcsmAlertTrap3StatusChangeInformation	1.3.6.1.4.1.116.5.52.10.2.3.3.3	An information-level event occurred as a status change

No.	SNMP trap event name	OID	Description
			alert (with notification).



**Tip:** If you have the Hitachi maintenance notification (ASSIST) agreement, when an OID trap with notification is issued, the Hitachi maintenance site (ASSIST center) is also notified simultaneously.

## Supported groups

The following table shows the groups supported by private MIBs.

**Table 3-3 Group name**

Group name	Refer to:
System	<a href="#">Table 3-4 System information on page 3-6</a>
Server chassis	<a href="#">Table 3-5 Basic information about the server chassis on page 3-6</a>
	<a href="#">Table 3-6 Server chassis capacity information on page 3-8</a>
	<a href="#">Table 3-7 Status information for the server chassis on page 3-9</a>
	<a href="#">Table 3-8 Server chassis firmware information on page 3-18</a>
Component	<a href="#">Table 3-9 Information about components on page 3-18</a>
	<a href="#">Table 3-10 Server blade information (*: A server blade number from 1 to 15) on page 3-18</a>
	<a href="#">Table 3-11 Management module information (*: A management module number from 1 to 2) on page 3-43</a>
	<a href="#">Table 3-12 Switch module information (*: A switch module number from 1 to 2) on page 3-49</a>
	<a href="#">Table 3-13 Fan module information (*: A fan module number from 1 to 10) on page 3-55</a>
	<a href="#">Table 3-14 Power supply module information (*: A power supply module number from 1 to 6) on page 3-59</a>
	<a href="#">Table 3-15 Management LAN module information (*: Management LAN module number from 1 to 2) on page 3-63</a>
	<a href="#">Table 3-16 Fan control module information (*: Fan control module number from 1 to 2) on page 3-66</a>
Partition	<a href="#">Table 3-17 Partition information (*: A partition number from 1 to 15) on page 3-69</a>

## Description of each group

**Table 3-4 System information**

No.	Object identifier	OID	Attribute	syntax	Value, unit, value range, etc.	Description
1	systemExMib	1.3.6.1.4.1.116.5	NA	Not-Accessible	--	System internal information
2	compute	1.3.6.1.4.1.116.5.5.2	NA	Not-Accessible	--	Information about Compute Blade CB2500
3	computeBlade	1.3.6.1.4.1.116.5.5.2.1	NA	Not-Accessible	--	Information about Compute Blade CB2500 server blades

**Table 3-5 Basic information about the server chassis**

No.	Object identifier	OID	Attribute	syntax	Value, unit, value range, etc.	Description
1	chassis	1.3.6.1.4.1.116.5.52.1.1	NA	Not-Accessible	--	Information about the server chassis
2	chassisBasic Info	1.3.6.1.4.1.116.5.52.1.1.1	NA	Not-Accessible	--	Server chassis basic information
3	chassisInfo Type	1.3.6.1.4.1.116.5.52.1.1.1.1	RO	INTEGER	Rackmount(1)/Blade(2)/Tower(3)	Server chassis type
4	chassisInfo ProductName	1.3.6.1.4.1.116.5.52.1.1.1.2	RO	Display String	--	Name
5	chassisInfo Model	1.3.6.1.4.1.116.5.52.1.1.1.3	RO	Display String	--	Model name
6	chassisInfo SerialNum	1.3.6.1.4.1.116.5.52.1.1.1.4	RO	Display String	--	Serial number

No.	Object identifier	OID	Attribute	syntax	Value, unit, value range, etc.	Description
7	chassisInfo ChassisID	1.3.6.1.4.1.116 .5.52.1.1.1.5	RO	Display String	--	Server chassis ID
8	chassisInfo Spec	1.3.6.1.4.1.116 .5.52.1.1.1.20	NA	Not- Accessibl e	--	Specifications
9	chassisSpec InputCurrent Type	1.3.6.1.4.1.116 .5.52.1.1.1.20.1	RO	INTEGER	ac(1)/ dc(2)/ unknown( 3)	Specifications: Type of input electric current
10	chassisSpec RateVoltage	1.3.6.1.4.1.116 .5.52.1.1.1.20.2	RO	Integer3 2	0.1 V	Specifications: Rated voltage
11	chassisSpec Temp UpperLimit	1.3.6.1.4.1.116 .5.52.1.1.1.20.3	RO	Integer3 2	0.1 degrees C	Specifications: Upper-limit of the temperature
12	chassisSpec Temp LowerLimit	1.3.6.1.4.1.116 .5.52.1.1.1.20.4	RO	Integer3 2	0.1 degrees C	Specifications: Lower-limit of the temperature
13	chassisSpec Consumption Current	1.3.6.1.4.1.116 .5.52.1.1.1.20.5	RO	Integer3 2	0.1 A	Specifications: Electric current consumption (in the current configuration)
14	chassisSpec Power Consumption	1.3.6.1.4.1.116 .5.52.1.1.1.20.6	RO	Integer3 2	0.1 kW	Specifications: Electric power consumption (in the current configuration)
15	chassisSpec Consumption Current MaxConfig	1.3.6.1.4.1.116 .5.52.1.1.1.20.7	RO	Integer3 2	0.1 A	Specifications: Electric current consumption (in the maximum configuration)
16	chassisSpec Power Consumption MaxConfig	1.3.6.1.4.1.116 .5.52.1.1.1.20.8	RO	Integer3 2	0.1 kW	Specifications: Electric power consumption (in the maximum configuration)

No.	Object identifier	OID	Attribute	syntax	Value, unit, value range, etc.	Description
17	chassisSpec MaxAir Volume	1.3.6.1.4.1.116.5.52.1.1.1.20.9	RO	Integer32	0.1m <sup>3</sup> /min	Specifications: Maximum airflow
18	chassisSpec Height	1.3.6.1.4.1.116.5.52.1.1.1.20.10	RO	Integer32	U	Specifications: Height (number of units)
19	chassisSpec TotalMass	1.3.6.1.4.1.116.5.52.1.1.1.20.11	RO	Integer32	0.1 kg	Specifications: Weight
20	chassisSpec Size	1.3.6.1.4.1.116.5.52.1.1.1.20.12	RO	Display String	--	Specifications: Size (H x W x D)

**Table 3-6 Server chassis capacity information**

No.	Object identifier	OID	Attribute	syntax	Value, unit, value range, etc.	Description
1	chassis Capacity	1.3.6.1.4.1.116.5.52.1.1.2	NA	Not-Accessible	--	Server chassis capacity
2	chassis Capacity BladeSlot	1.3.6.1.4.1.116.5.52.1.1.2.1	RO	Integer32	--	Maximum number of server blade slots
3	chassis Capacity MMSlot	1.3.6.1.4.1.116.5.52.1.1.2.2	RO	Integer32	--	Maximum number of management module slots
4	chassis Capacity SWSlot	1.3.6.1.4.1.116.5.52.1.1.2.3	RO	Integer32	--	Maximum number of switch module slots
5	chassis Capacity FanSlot	1.3.6.1.4.1.116.5.52.1.1.2.4	RO	Integer32	--	Maximum number of fan module slots
6	chassis Capacity PowerSupply Slot	1.3.6.1.4.1.116.5.52.1.1.2.5	RO	Integer32	--	Maximum number of power supply module slots



No.	Object identifier	OID	Attribute	syntax	Value, unit, value range, etc.	Description
7	chassisCapacityFrontPanelLED	1.3.6.1.4.1.11 6.5.52.1.1.2.7	RO	Integer32	--	Number of front panel LEDs
8	chassisCapacityManagementLANSlot	1.3.6.1.4.1.11 6.5.52.1.1.2.8	RO	Integer32	--	Maximum number of management LAN module slots
9	chassisCapacityFanControlSlot	1.3.6.1.4.1.11 6.5.52.1.1.2.9	RO	Integer32	--	Maximum number of fan control module slots

**Table 3-7 Status information for the server chassis**

No.	Object identifier	OID	Attribute	syntax	Value, unit, value range, etc.	Description
1	chassisState	1.3.6.1.4.1.1 16.5.52.1.1.4	NA	Not-Accessible	--	Status of the server chassis
2	chassisStatePower	1.3.6.1.4.1.1 16.5.52.1.1.4 .1	RO	INTEGER	Poweroff(1)/ standby(2)/ PowerOn(3) / unknown(4) / Power-on-executing(5) / Power-off-executing(6)	Power supply status
3	chassisStateCurrentVoltage	1.3.6.1.4.1.1 16.5.52.1.1.4 .2	RO	Integer32	0.1 V	Input voltage
4	chassisStateConsumptionCurrent	1.3.6.1.4.1.1 16.5.52.1.1.4 .3	RO	Integer32	0.1 A	Electric current consumption
5	chassisStatePowerConsumption	1.3.6.1.4.1.1 16.5.52.1.1.4 .4	RO	Integer32	0.1 kW	Electric power consumption

No.	Object identifier	OID	Attribute	syntax	Value, unit, value range, etc.	Description
6	chassisState IntakeTemp	1.3.6.1.4.1.1 16.5.52.1.1.4 .5	RO	INTEGE R	normal(1)/ higher- warning(2)/ higher- error(3)/ lower- warning(4)/ unknown(5)	Intake temperature
7	chassisState FanAir Volume	1.3.6.1.4.1.1 16.5.52.1.1.4 .6	RO	Integer 32	0.1m <sup>3</sup> /min	Airflow
8	chassis Redundancy	1.3.6.1.4.1.1 16.5.52.1.1.4 .7	NA	Not- Accessib le	--	Redundancy
9	chassis Redundancy MM	1.3.6.1.4.1.1 16.5.52.1.1.4 .7.1	RO	INTEGE R	redundancy( 1)/ non- redundancy( 2)/ unknown(3)	Redundancy: Management modules
10	chassis Redundancy Fan	1.3.6.1.4.1.1 16.5.52.1.1.4 .7.2	RO	INTEGE R	redundancy( 1)/ non- redundancy( 2)/ unknown(3)	Redundancy: Fan modules
11	chassis Redundancy PowerSupply	1.3.6.1.4.1.1 16.5.52.1.1.4 .7.3	RO	INTEGE R	redundancy( 1)/ non- redundancy( 2)/ unknown(3)	Redundancy: Power supply modules
12	chassis FrontPanel LEDTable	1.3.6.1.4.1.1 16.5.52.1.1.4 .8	NA	Not- Accessib le	--	Front panel LED table
13	chassis FrontPanel LEDEntry	1.3.6.1.4.1.1 16.5.52.1.1.4 .8.1	NA	Not- Accessib le	--	Front panel LED table: Entry
14	chassis FrontPanel LEDIndex	1.3.6.1.4.1.1 16.5.52.1.1.4 .8.1.1	RO	Integer 32	--	Front panel LED table: Entry: Index
15	chassis FrontPanel LEDName	1.3.6.1.4.1.1 16.5.52.1.1.4 .8.1.2	RO	Display String	--	Front panel LED table: Entry: Name

No.	Object identifier	OID	Attribute	syntax	Value, unit, value range, etc.	Description
16	chassis FrontPanel LEDState	1.3.6.1.4.1.1 16.5.52.1.1.4 .8.1.3	RO	INTEGE R	turn-off(1)/ turn-on(2)/ unknown(3) / blink(4)/ blink- fast(5)/ blink- slow(6)	Front panel LED table: Entry: Status
17	chassis FrontPanel LEDColor	1.3.6.1.4.1.1 16.5.52.1.1.4 .8.1.4	RO	INTEGE R	blue(1)/ green(2)/ red(3)/ amber(4)/ unknown(5)	Front panel LED table: Entry: Color
18	chassis StatePower Consumption Detail	1.3.6.1.4.1.1 16.5.52.1.1.4 .9	RO	Integer 32	W	Electric power consumption (details)
19	chassis StatePower Consumption Average	1.3.6.1.4.1.1 16.5.52.1.1.4 .10	RO	Integer 32	W	Electric power consumption (average)
20	chassis StateIntake TempValue	1.3.6.1.4.1.1 16.5.52.1.1.4 .11	RO	Integer 32	0.1 degrees C	Intake temperature
21	chassisState Other	1.3.6.1.4.1.1 16.5.52.1.1.4 .20	NA	Not- Accessib le	--	Other
22	chassis MaintMode	1.3.6.1.4.1.1 16.5.52.1.1.4 .20.1	RO	INTEGE R	Normal(1)/ CE-Maint- mode(2)/ User-Maint- mode(3)/ unknown(4)	Other: Maintenance mode
23	chassis MaintMode FrontPanel <sup>1</sup>	1.3.6.1.4.1.1 16.5.52.1.1.4 .20.2	RO	INTEGE R	Normal(1)/ CE-Maint- mode(2)/ User-Maint- mode(3)/ unknown(4)	Other: Maintenance mode (front panel)
24	chassis LatestHW LogInfo	1.3.6.1.4.1.1 16.5.52.1.1.4 .30	RO	Display String	--	Latest hardware log information

No.	Object identifier	OID	Attribute	syntax	Value, unit, value range, etc.	Description
25	chassis HWLog Table	1.3.6.1.4.1.1 16.5.52.1.1.4 .31	NA	Not- Accessib le	--	Hardware log table (MAR log)
26	chassis HWLog Entry	1.3.6.1.4.1.1 16.5.52.1.1.4 .31.1	NA	Not- Accessib le	--	Hardware log table: Entry
27	chassis HWLog Index	1.3.6.1.4.1.1 16.5.52.1.1.4 .31.1.1	RO	Integer 32	--	Hardware log table: Entry: Index
28	chassis HWLog Exist	1.3.6.1.4.1.1 16.5.52.1.1.4 .31.1.2	RO	INTEGE R	non- exist(1)/ exist(2)/ unknown(3)	Hardware log table: Entry: Registration status
29	chassis HWLog GenerateID	1.3.6.1.4.1.1 16.5.52.1.1.4 .31.1.3	RO	Display String	--	Hardware log table: Entry: Location
30	chassis HWLog RecordID	1.3.6.1.4.1.1 16.5.52.1.1.4 .31.1.4	RO	Display String	--	Hardware log table: Entry: Log ID
31	chassis HWLog Date	1.3.6.1.4.1.1 16.5.52.1.1.4 .31.1.5	RO	Display String	--	Hardware log table: Entry: Date and time
32	chassis HWLog Code	1.3.6.1.4.1.1 16.5.52.1.1.4 .31.1.6	RO	Display String	--	Hardware log table: Entry: Event code
33	chassis HWLog Detail	1.3.6.1.4.1.1 16.5.52.1.1.4 .31.1.7	RO	Display String	--	Hardware log table: Entry: Event
34	chassis Install	1.3.6.1.4.1.1 16.5.52.1.1.4 .40	NA	Not- Accessib le	--	Component installation
35	chassisIns FrontPanel Exist	1.3.6.1.4.1.1 16.5.52.1.1.4 .40.1	RO	INTEGE R	non- exist(1)/ exist(2)/ unknown(3)	Component installation: Front panel
36	chassisIns BladeSlot Table	1.3.6.1.4.1.1 16.5.52.1.1.4 .40.2	NA	Not- Accessib le	--	Component installation: Server blade slot table
37	chassisIns BladeSlot Entry	1.3.6.1.4.1.1 16.5.52.1.1.4 .40.2.1	NA	Not- Accessib le	--	Component installation: Server blade slot table: Entry

No.	Object identifier	OID	Attribute	syntax	Value, unit, value range, etc.	Description
38	chassisIns BladeSlot Index	1.3.6.1.4.1.1 16.5.52.1.1.4 .40.2.1.1	RO	Integer 32	--	Component installation: Server blade slot table: Entry: Index
39	chassisIns BladeSlot Num	1.3.6.1.4.1.1 16.5.52.1.1.4 .40.2.1.2	RO	Integer 32	--	Component installation: Server blade slot table: Entry: Slot number
40	chassisIns BladeSlot Exist	1.3.6.1.4.1.1 16.5.52.1.1.4 .40.2.1.3	RO	INTEGER	non-exist(1)/ exist(2)/ unknown(3)	Component installation: Server blade slot table: Entry: Installation status
41	chassisIns BladeSlot ObjectID	1.3.6.1.4.1.1 16.5.52.1.1.4 .40.2.1.4	RO	OBJECT IDENTIFIER	--	Component installation: Server blade slot table: Entry: Server blade OID
42	chassisIns MMSlot Table	1.3.6.1.4.1.1 16.5.52.1.1.4 .40.3	NA	Not- Accessible	--	Component installation: Management module slot table
43	chassisIns MMSlotEntry	1.3.6.1.4.1.1 16.5.52.1.1.4 .40.3.1	NA	Not- Accessible	--	Component installation: Management module slot table: Entry
44	chassisIns MMSlotIndex	1.3.6.1.4.1.1 16.5.52.1.1.4 .40.3.1.1	RO	Integer 32	--	Component installation: Management module slot table: Entry: Index
45	chassisIns MMSlotNum	1.3.6.1.4.1.1 16.5.52.1.1.4 .40.3.1.2	RO	Integer 32	--	Component installation: Management module slot table: Entry: Slot number
46	chassisIns MMSlotExist	1.3.6.1.4.1.1 16.5.52.1.1.4 .40.3.1.3	RO	INTEGER	non-exist(1)/ exist(2)/	Component installation: Management module slot

No.	Object identifier	OID	Attribute	syntax	Value, unit, value range, etc.	Description
					unknown(3)	table: Entry: Installation status
47	chassisIns MMSlot ObjectID	1.3.6.1.4.1.1 16.5.52.1.1.4 .40.3.1.4	RO	OBJECT IDENTIF IER	--	Component installation: Management module slot table: Entry: MM OID
48	chassisIns SWSlotTable	1.3.6.1.4.1.1 16.5.52.1.1.4 .40.4	NA	Not- Accessib le	--	Component installation: Switch module slot table
49	chassisIns SWSlotEntry	1.3.6.1.4.1.1 16.5.52.1.1.4 .40.4.1	NA	Not- Accessib le	--	Component installation: Switch module slot table: Entry
50	chassisIns SWSlotIndex	1.3.6.1.4.1.1 16.5.52.1.1.4 .40.4.1.1	RO	Integer 32	--	Component installation: Switch module slot table: Entry: Index
51	chassisIns SWSlotNum	1.3.6.1.4.1.1 16.5.52.1.1.4 .40.4.1.2	RO	Integer 32	--	Component installation: Switch module slot table: Entry: Slot number
52	chassisIns SWSlotExist	1.3.6.1.4.1.1 16.5.52.1.1.4 .40.4.1.3	RO	INTEGE R	non- exist(1)/ exist(2)/ unknown(3)	Component installation: Switch module slot table: Entry: Installation status
53	chassisIns SWSlot ObjectID	1.3.6.1.4.1.1 16.5.52.1.1.4 .40.4.1.4	RO	OBJECT IDENTIF IER	--	Component installation: Switch module slot table: Entry: Switch module OID
54	chassisIns FanSlot Table	1.3.6.1.4.1.1 16.5.52.1.1.4 .40.5	NA	Not- Accessib le	--	Component installation: Fan module slot table
55	chassisIns FanSlot Entry	1.3.6.1.4.1.1 16.5.52.1.1.4 .40.5.1	NA	Not- Accessib le	--	Component installation:

No.	Object identifier	OID	Attribute	syntax	Value, unit, value range, etc.	Description
						Fan module slot table: Entry
56	chassisIns FanSlot Index	1.3.6.1.4.1.1 16.5.52.1.1.4 .40.5.1.1	RO	Integer 32	--	Component installation: Fan module slot table: Entry: Index
57	chassisIns FanSlotNum	1.3.6.1.4.1.1 16.5.52.1.1.4 .40.5.1.2	RO	Integer 32	--	Component installation: Fan module slot table: Entry: Slot number
58	chassisIns FanSlot Exist	1.3.6.1.4.1.1 16.5.52.1.1.4 .40.5.1.3	RO	INTEGER	non-exist(1)/ exist(2)/ unknown(3)	Component installation: Fan module slot table: Entry: Installation status
59	chassisIns FanSlot ObjectID	1.3.6.1.4.1.1 16.5.52.1.1.4 .40.5.1.4	RO	OBJECT IDENTIFIER	--	Component installation: Fan module slot table: Entry: Fan module OID
60	chassisIns PowerSupply SlotTable	1.3.6.1.4.1.1 16.5.52.1.1.4 .40.6	NA	Not- Accessibile	--	Component installation: Power supply module slot table
61	chassisIns PowerSupply SlotEntry	1.3.6.1.4.1.1 16.5.52.1.1.4 .40.6.1	NA	Not- Accessibile	--	Component installation: Power supply module slot table: Entry
62	chassisIns PowerSupply SlotIndex	1.3.6.1.4.1.1 16.5.52.1.1.4 .40.6.1.1	RO	Integer 32	--	Component installation: Power supply module slot table: Entry: Index
63	chassisIns PowerSupply SlotNum	1.3.6.1.4.1.1 16.5.52.1.1.4 .40.6.1.2	RO	Integer 32	--	Component installation: Power supply module slot table: Entry: Slot number

No.	Object identifier	OID	Attribute	syntax	Value, unit, value range, etc.	Description
64	chassisInsPowerSupplySlotExist	1.3.6.1.4.1.1 16.5.52.1.1.4 .40.6.1.3	RO	INTEGER	non-exist(1)/ exist(2)/ unknown(3)	Component installation: Power supply module slot table: Entry: Installation status
65	chassisInsPowerSupplySlotObjectID	1.3.6.1.4.1.1 16.5.52.1.1.4 .40.6.1.4	RO	OBJECT IDENTIFIER	--	Component installation: Power supply module slot table: Entry: Power supply module OID
66	chassisInsManagementLANSlotTable	1.3.6.1.4.1.1 16.5.52.1.1.4 .40.7	NA	Not-Accessible	--	Component installation: Management LAN module slot table
67	chassisInsManagementLANSlotEntry	1.3.6.1.4.1.1 16.5.52.1.1.4 .40.7.1	NA	Not-Accessible	--	Component installation: Management LAN module slot table: Entry
68	chassisInsManagementLANSlotIndex	1.3.6.1.4.1.1 16.5.52.1.1.4 .40.7.1.1	RO	Integer 32	--	Component installation: Management LAN module slot table: Entry: Index
69	chassisInsManagementLANSlotNum	1.3.6.1.4.1.1 16.5.52.1.1.4 .40.7.1.2	RO	Integer 32	--	Component installation: Management LAN module slot table: Entry: Slot number
70	chassisInsManagementLANSlotExist	1.3.6.1.4.1.1 16.5.52.1.1.4 .40.7.1.3	RO	INTEGER	non-exist(1)/ exist(2)/ unknown(3)	Component installation: Management LAN module slot table: Entry: Installation status
71	chassisInsManagementLANSlotObjectID	1.3.6.1.4.1.1 16.5.52.1.1.4 .40.7.1.4	RO	OBJECT IDENTIFIER	--	Component installation: Management LAN module



No.	Object identifier	OID	Attribute	syntax	Value, unit, value range, etc.	Description
						slot table: Entry: Power supply module OID
72	chassisInsFanControlSlotTable	1.3.6.1.4.1.1 16.5.52.1.1.4 .40.8	NA	Not-Accessible	--	Component installation: Fan control module slot table
73	chassisInsFanControlSlotEntry	1.3.6.1.4.1.1 16.5.52.1.1.4 .40.8.1	NA	Not-Accessible	--	Component installation: Fan control module slot table: Entry
74	chassisInsFanControlSlotIndex	1.3.6.1.4.1.1 16.5.52.1.1.4 .40.8.1.1	RO	Integer 32	--	Component installation: Fan control module slot table: Entry: Index
75	chassisInsFanControlSlotNum	1.3.6.1.4.1.1 16.5.52.1.1.4 .40.8.1.2	RO	Integer 32	--	Component installation: Fan control module slot table: Entry: Slot number
76	chassisInsFanControlSlotExist	1.3.6.1.4.1.1 16.5.52.1.1.4 .40.8.1.3	RO	INTEGER	non-exist(1)/ exist(2)/ unknown(3)	Component installation: Fan control module slot table: Entry: Installation status
77	chassisInsFanControlSlotObjectID	1.3.6.1.4.1.1 16.5.52.1.1.4 .40.8.1.4	RO	OBJECT IDENTIFIER	--	Component installation: Fan control module slot table: Entry: Fan control module OID
<p>Note:</p> <ol style="list-style-type: none"> <li>This item is defined as a MIB file, but this item cannot be obtained in this system. (If you use snmpwalk to obtain the items, the processing automatically skips to the next item.)</li> </ol>						

**Table 3-8 Server chassis firmware information**

No.	Object identifier	OID	Attribute	syntax	Value, unit, value range, etc.	Description
1	chassis FWInfo	1.3.6.1.4.1.1 16.5.52.1.1.5	NA	Not-Accessible	--	Server chassis firmware information
2	chassis FWInfo Dictionary Version	1.3.6.1.4.1.1 16.5.52.1.1.5 .1	RO	Display String	--	Dictionary version
3	chassis FWInfo Equipment Parameter Version <sup>1</sup>	1.3.6.1.4.1.1 16.5.52.1.1.5 .2	RO	Display String	--	Equipment parameter version
<p>Note:</p> <p>1. This item is defined as a MIB file, but this item cannot be obtained in this system. (If you use snmpwalk to obtain the items, the processing automatically skips to the next item.)</p>						

**Table 3-9 Information about components**

No.	Object identifier	OID	Attribute	syntax	Value, unit, value range, etc.	Description
1	component	1.3.6.1.4.1.11 6.5.52.1.2	NA	Not-Accessible	--	Information about components

**Table 3-10 Server blade information (\*: A server blade number from 1 to 15)**

No.	Object identifier	OID	Attribute	syntax	Value, unit, value range, etc.	Description
1	blade	1.3.6.1.4.1.11 6.5.52.1.2.1	NA	Not-Accessible	--	Server blade information
2	blade *	1.3.6.1.4.1.11 6.5.52.1.2.1.*	NA	Not-Accessible	--	Server blade information

No.	Object identifier	OID	Attribute	syntax	Value, unit, value range, etc.	Description
3	blade * BasicInfo	1.3.6.1.4.1.11 6.5.52.1.2.1.* .1	NA	Not- Accessible	--	Basic information
4	blade * InfoProduct Name	1.3.6.1.4.1.11 6.5.52.1.2.1.* .1.1	RO	Display String	--	Basic information: Server blade name
5	blade * InfoModel	1.3.6.1.4.1.11 6.5.52.1.2.1.* .1.2	RO	Display String	--	Basic information: Server blade's model name
6	blade * Info SerialNum	1.3.6.1.4.1.11 6.5.52.1.2.1.* .1.3	RO	Display String	--	Basic information: Server blade's serial number
7	blade * InfoProduct Version	1.3.6.1.4.1.11 6.5.52.1.2.1.* .1.4	RO	Display String	--	Basic information: Server blade's product version
8	blade * InfoProduct Manufacturer	1.3.6.1.4.1.11 6.5.52.1.2.1.* .1.5	RO	Display String	--	Basic information: Server blade's manufacturer information
9	blade * InfoBoard Product Name	1.3.6.1.4.1.11 6.5.52.1.2.1.* .1.7	RO	Display String	--	Basic information: Board name (e.g. BoardProductNa me)
10	blade * InfoBoard SerialNum	1.3.6.1.4.1.11 6.5.52.1.2.1.* .1.8	RO	Display String	--	Basic information: Board's serial number (e.g. BoardSerialNo)
11	blade * InfoBoard Manufacturer	1.3.6.1.4.1.11 6.5.52.1.2.1.* .1.9	RO	Display String	--	Basic information: Board's manufacturer information (e.g. BoardManufactu rer)
12	blade * InfoUUID	1.3.6.1.4.1.11 6.5.52.1.2.1.* .1.10	RO	Display String	--	Basic information: UUID

No.	Object identifier	OID	Attribute	syntax	Value, unit, value range, etc.	Description
13	blade * InfoLogical Partition Support	1.3.6.1.4.1.11 6.5.52.1.2.1.* .1.11	RO	INTEGER	not- support(1)/ support(2)/ unknown(3)	Basic information: LPAR Manager support status (support(2) is set for the slots in which a server blade is installed.)
14	blade * InfoRemote KVMSupport	1.3.6.1.4.1.11 6.5.52.1.2.1.* .1.12	RO	INTEGER	not- support(1)/ support(2)/ unknown(3)	Basic information: Remote console support status
15	blade * InfoSpec	1.3.6.1.4.1.11 6.5.52.1.2.1.* .1.20	NA	Not- Accessible	--	Basic information: Server blade specifications
16	blade * SpecInput CurrentType	1.3.6.1.4.1.11 6.5.52.1.2.1.* .1.20.1	RO	INTEGER	ac(1)/ dc(2)/ unknown(3)	Basic information: Specifications: Type of input electric current
17	blade * SpecRate Voltage	1.3.6.1.4.1.11 6.5.52.1.2.1.* .1.20.2	RO	Integer32	0.1 V	Basic information: Specifications: Rated voltage
18	blade * Spec Consumption Current	1.3.6.1.4.1.11 6.5.52.1.2.1.* .1.20.3	RO	Integer32	0.1 A	Basic information: Specifications: Electric current consumption
19	blade * SpecPower Consumption	1.3.6.1.4.1.11 6.5.52.1.2.1.* .1.20.4	RO	Integer32	W	Basic information: Specifications: Electric power consumption
20	blade * SpecMass	1.3.6.1.4.1.11 6.5.52.1.2.1.* .1.20.5	RO	Integer32	0.1 kg	Basic information: Specifications: Weight
21	blade * Info UpperLimit IntakeTemp	1.3.6.1.4.1.11 6.5.52.1.2.1.* .1.20.6	RO	Integer32	0.1 degrees C	Basic information: Specifications: Upper limit of

No.	Object identifier	OID	Attribute	syntax	Value, unit, value range, etc.	Description
						the intake thermal sensor
22	blade * Info LowerLimit IntakeTemp	1.3.6.1.4.1.11 6.5.52.1.2.1.* .1.20.7	RO	Integer32	0.1 degrees C	Basic information: Specifications: Lower limit of the intake thermal sensor
23	blade * SpecSize	1.3.6.1.4.1.11 6.5.52.1.2.1.* .1.20.8	RO	Display String	--	Basic information: Size (H x W x D)
24	blade * SpecOccupy Slots	1.3.6.1.4.1.11 6.5.52.1.2.1.* .1.20.9	RO	Integer32	--	Basic information: Number of dedicated slots
25	blade * SpecExpansion BladeSlot	1.3.6.1.4.1.11 6.5.52.1.2.1.* .1.20.10	RO	Integer32	--	Basic information: Number of expansion blade slots
26	blade * InfoExpansion BladeTable	1.3.6.1.4.1.11 6.5.52.1.2.1.* .1.30	NA	Not-Accessible	--	Basic information: Expansion blade table
27	blade * InfoExpansion BladeEntry	1.3.6.1.4.1.11 6.5.52.1.2.1.* .1.30.1	NA	Not-Accessible	--	Basic information: Expansion blade table: Entry
28	blade * InfoExpansion BladeIndex	1.3.6.1.4.1.11 6.5.52.1.2.1.* .1.30.1.1	RO	Integer32	--	Basic information: Expansion blade table: Entry: Index
29	blade * InfoExpansion BladeExist	1.3.6.1.4.1.11 6.5.52.1.2.1.* .1.30.1.2	RO	INTEGER	non-exist(1)/ exist(2)/ unknown(3)	Basic information: Expansion blade table: Entry: Installation status
30	blade * InfoExpansion Blade ProductName	1.3.6.1.4.1.11 6.5.52.1.2.1.* .1.30.1.3	RO	Display String	--	Basic information: Expansion blade table: Entry: Blade name

No.	Object identifier	OID	Attribute	syntax	Value, unit, value range, etc.	Description
31	blade * Info Expansion BladeModel	1.3.6.1.4.1.11 6.5.52.1.2.1.* .1.30.1.4	RO	Display String	--	Basic information: Expansion blade table: Entry: Blade's model name
32	blade * Info Expansion Blade SerialNum	1.3.6.1.4.1.11 6.5.52.1.2.1.* .1.30.1.5	RO	Display String	--	Basic information: Expansion blade table: Entry: Blade's serial number
33	blade * Info Expansion Blade Product Version	1.3.6.1.4.1.11 6.5.52.1.2.1.* .1.30.1.6	RO	Display String	--	Basic information: Expansion blade table: Entry: Blade's product version
34	blade * Info Expansion Blade Product Manufacturer	1.3.6.1.4.1.11 6.5.52.1.2.1.* .1.30.1.7	RO	Display String	--	Basic information: Expansion blade table: Entry: Blade's manufacturer information
35	blade * Info Expansion BladeBoard ProductName	1.3.6.1.4.1.11 6.5.52.1.2.1.* .1.30.1.9	RO	Display String	--	Basic information: Expansion blade table: Entry: Board name (e.g. BoardProductName)
36	blade * Info Expansion BladeBoard SerialNum	1.3.6.1.4.1.11 6.5.52.1.2.1.* .1.30.1.10	RO	Display String	--	Basic information: Expansion blade table: Entry: Board's serial number (e.g. BoardSerialNo)
37	blade * Info Expansion BladeBoard Manufacturer	1.3.6.1.4.1.11 6.5.52.1.2.1.* .1.30.1.11	RO	Display String	--	Basic information: Expansion blade table: Entry: Board's manufacturer information (e.g.

No.	Object identifier	OID	Attribute	syntax	Value, unit, value range, etc.	Description
						BoardManufacturer)
38	blade * Capacity	1.3.6.1.4.1.11 6.5.52.1.2.1.* .2	NA	Not-Accessible	--	Capacity
39	blade * Capacity CPU Socket	1.3.6.1.4.1.11 6.5.52.1.2.1.* .2.1	RO	Integer32	--	Capacity: Number of CPU sockets
40	blade * Capacity DIMM Slot	1.3.6.1.4.1.11 6.5.52.1.2.1.* .2.2	RO	Integer32	--	Capacity: Number of DIMM slots
41	blade * Capacity PCISlot	1.3.6.1.4.1.11 6.5.52.1.2.1.* .2.3	RO	Integer32	--	Capacity: Number of PCI slots (including mezzanine cards and daughter cards)
42	blade * Capacity LOM <sup>1</sup>	1.3.6.1.4.1.11 6.5.52.1.2.1.* .2.4	RO	Integer32	--	Capacity: Number of onboard LAN ports
43	blade * Capacity Fan	1.3.6.1.4.1.11 6.5.52.1.2.1.* .2.5	RO	Integer32	--	Capacity: Number of onboard fans
44	blade * Capacity HDD Slot	1.3.6.1.4.1.11 6.5.52.1.2.1.* .2.6	RO	Integer32	--	Capacity: Maximum number of HDD module slots
45	blade * Capacity Voltage Sensor	1.3.6.1.4.1.11 6.5.52.1.2.1.* .2.7	RO	Integer32	--	Capacity: Number of voltage sensors
46	blade * Capacity TempSensor	1.3.6.1.4.1.11 6.5.52.1.2.1.* .2.8	RO	Integer32	--	Capacity: Number of thermal sensors
47	blade * Capacity Expansion HDD Slot	1.3.6.1.4.1.11 6.5.52.1.2.1.* .2.9	RO	Integer32	--	Capacity: Maximum number of expansion HDD module slots
48	blade * Capacity LED	1.3.6.1.4.1.11 6.5.52.1.2.1.* .2.10	RO	Integer32	--	Capacity: Maximum number of LEDs

No.	Object identifier	OID	Attribute	syntax	Value, unit, value range, etc.	Description
49	blade*CapacityIOBoard	1.3.6.1.4.1.11 6.5.52.1.2.1.* .2.11	RO	Integer32	--	Capacity: Number of I/O Board slots
50	blade * Settings	1.3.6.1.4.1.11 6.5.52.1.2.1.* .3	NA	Not- Accessible	--	Settings
51	blade * Settings Belong PartitionNum	1.3.6.1.4.1.11 6.5.52.1.2.1.* .3.1	RO	Integer32	--	Settings: Number of the partition to which the blade belongs
52	blade * Settings Detail HVMLicence Model	1.3.6.1.4.1.11 6.5.52.1.2.1.* .3.2	RO	Display String	--	Settings: Details of the LPAR Manager license (model)
53	blade * Settings Detail HVMLicence Available Version	1.3.6.1.4.1.11 6.5.52.1.2.1.* .3.3	RO	Display String	--	Settings: Details of the LPAR Manager license (valid version)
54	blade * Settings Management Port IPAddress	1.3.6.1.4.1.11 6.5.52.1.2.1.* .3.4	RO	Display String	--	Settings: Management port's IP address
55	blade * State	1.3.6.1.4.1.11 6.5.52.1.2.1.* .4	NA	Not- Accessible	--	Status
56	blade * State SlotNum	1.3.6.1.4.1.11 6.5.52.1.2.1.* .4.1	RO	Integer32	--	Status: Installation destination slot number
57	blade * StatePower	1.3.6.1.4.1.11 6.5.52.1.2.1.* .4.2	RO	INTEGER	powerof f(1)/ standby( 2)/ poweron( 3)/ unknow n(4)/ poweron- executin g(5)/	Status: Power supply status



No.	Object identifier	OID	Attribute	syntax	Value, unit, value range, etc.	Description
					poweroff - executing(6)	
58	blade * StateHealth	1.3.6.1.4.1.11 6.5.52.1.2.1.* .4.3	RO	INTEGER	normal(1) )/ fail(2)/ unknown(3)	Status: Operation status
59	blade * StatePrimary	1.3.6.1.4.1.11 6.5.52.1.2.1.* .4.4	RO	INTEGER	primary(1) )/ non-primary(2) )/ unknown(3)	Status: Primary or non-primary
60	blade * StateCurrent Voltage	1.3.6.1.4.1.11 6.5.52.1.2.1.* .4.5	RO	Integer32	0.1 V	Status: Input voltage
61	blade * StateConsumption Current	1.3.6.1.4.1.11 6.5.52.1.2.1.* .4.6	RO	Integer32	0.1 A	Status: Electric current consumption
62	blade * StatePower Consumption	1.3.6.1.4.1.11 6.5.52.1.2.1.* .4.7	RO	Integer32	W	Status: Electric power consumption
63	blade * StateIntake Temp	1.3.6.1.4.1.11 6.5.52.1.2.1.* .4.8	RO	INTEGER	normal(1) )/ higher-warning(2) )/ higher-error(3) )/ lower-warning(4) )/ unknown(5)	Status: Intake temperature
64	blade * StateLED Table	1.3.6.1.4.1.11 6.5.52.1.2.1.* .4.9	NA	Not-Accessible	--	Status: LED table
65	blade * StateLED Entry	1.3.6.1.4.1.11 6.5.52.1.2.1.* .4.9.1	NA	Not-Accessible	--	Status: LED table: Entry

No.	Object identifier	OID	Attribute	syntax	Value, unit, value range, etc.	Description
66	blade * StateLED Index	1.3.6.1.4.1.11 6.5.52.1.2.1.* .4.9.1.1	RO	Integer32	--	Status: LED table: Entry: Index
67	blade * StateLED Name	1.3.6.1.4.1.11 6.5.52.1.2.1.* .4.9.1.2	RO	Display String	--	Status: LED table: Entry: Name
68	blade * StateLED State	1.3.6.1.4.1.11 6.5.52.1.2.1.* .4.9.1.3	RO	INTEGER	turn-off(1)/ turn-on(2)/ unknown(3)/ blink(4)/ blink-fast(5)/ blink-slow(6)	Status: LED table: Entry: Status
69	blade * StateLED Color	1.3.6.1.4.1.11 6.5.52.1.2.1.* .4.9.1.4	RO	INTEGER	blue(1)/ green(2) / red(3)/ amber(4) / unknown(5)	Status: LED table: Entry: Color
70	blade * StateOther	1.3.6.1.4.1.11 6.5.52.1.2.1.* .4.20	NA	Not-Accessible	--	Status: Other
71	blade * MaintMode	1.3.6.1.4.1.11 6.5.52.1.2.1.* .4.20.1	RO	INTEGER	Normal(1)/ CE-Maint-mode(2)/ User-Maint-mode(3)/ unknown(4)	Status: Other: Maintenance mode
72	blade * Install	1.3.6.1.4.1.11 6.5.52.1.2.1.* .4.30	NA	Not-Accessible	--	Status: Installed module

No.	Object identifier	OID	Attribute	syntax	Value, unit, value range, etc.	Description
73	blade * InsCPU SocketTable	1.3.6.1.4.1.11 6.5.52.1.2.1.* .4.30.1	NA	Not- Accessible	--	Status: Installed module: CPU socket table
74	blade * InsCPU SocketEntry	1.3.6.1.4.1.11 6.5.52.1.2.1.* .4.30.1.1	NA	Not- Accessible	--	Status: Installed module: CPU socket table: Entry
75	blade * InsCPU SocketIndex	1.3.6.1.4.1.11 6.5.52.1.2.1.* .4.30.1.1.1	RO	Integer32	--	Status: Installed module: CPU socket table: Entry: Index
76	blade * InsCPU SocketNum	1.3.6.1.4.1.11 6.5.52.1.2.1.* .4.30.1.1.2	RO	Integer32	--	Status: Installed module: CPU socket table: Entry: Socket number
77	blade * InsCPU SocketExist	1.3.6.1.4.1.11 6.5.52.1.2.1.* .4.30.1.1.3	RO	INTEGER	non- exist(1)/ exist(2)/ unknow n(3)	Status: Installed module: CPU socket table: Entry: Installation status
78	blade * InsCPU SocketCPU Name	1.3.6.1.4.1.11 6.5.52.1.2.1.* .4.30.1.1.4	RO	Display String	--	Status: Installed module: CPU socket table: Entry: Installed- CPU's name
79	blade * InsCPU SocketCPU Frequency	1.3.6.1.4.1.11 6.5.52.1.2.1.* .4.30.1.1.5	RO	Integer32	MHz	Status: Installed module: CPU socket table: Entry: Installed- CPU's frequency
80	blade * InsCPU SocketCPU Stepping	1.3.6.1.4.1.11 6.5.52.1.2.1.* .4.30.1.1.6	RO	Integer32	--	Status: Installed module: CPU socket table: Entry: Installed- CPU's stepping

No.	Object identifier	OID	Attribute	syntax	Value, unit, value range, etc.	Description
81	blade * InsCPU SocketCPU CoreNum	1.3.6.1.4.1.11 6.5.52.1.2.1.* .4.30.1.1.7	RO	Integer32	--	Status: Installed module: CPU socket table: Entry: Number of installed CPU cores
82	blade * InsCPU SocketCPU UpperLimit Temp	1.3.6.1.4.1.11 6.5.52.1.2.1.* .4.30.1.1.8	RO	Integer32	0.1 degrees C	Status: Installed module: CPU socket table: Entry: Upper limit of the installed CPU's thermal sensor
83	blade * InsCPU SocketCPU LowerLimit Temp	1.3.6.1.4.1.11 6.5.52.1.2.1.* .4.30.1.1.9	RO	Integer32	0.1 degrees C	Status: Installed module: CPU socket table: Entry: Lower limit of the installed CPU's thermal sensor
84	blade * InsDIMM Capacity	1.3.6.1.4.1.11 6.5.52.1.2.1.* .4.30.2	RO	Integer32	GB	Status: Total capacity of installed DIMMs
85	blade * InsDIMM SlotTable	1.3.6.1.4.1.11 6.5.52.1.2.1.* .4.30.3	NA	Not- Accessible	--	Status: Installed module: DIMM slot table
86	blade * InsDIMM SlotEntry	1.3.6.1.4.1.11 6.5.52.1.2.1.* .4.30.3.1	NA	Not- Accessible	--	Status: Installed module: DIMM slot table: Entry
87	blade * InsDIMM SlotIndex	1.3.6.1.4.1.11 6.5.52.1.2.1.* .4.30.3.1.1	RO	Integer32	--	Status: Installed module: DIMM slot table: Entry: Index
88	blade * InsDIMM SlotExist	1.3.6.1.4.1.11 6.5.52.1.2.1.* .4.30.3.1.2	RO	INTEGER	non- exist(1)/ exist(2)/ unknow n(3)	Status: Installed module: DIMM slot table: Entry: Installation status

No.	Object identifier	OID	Attribute	syntax	Value, unit, value range, etc.	Description
89	blade * InsDIMM SlotDIMM Capacity	1.3.6.1.4.1.11 6.5.52.1.2.1.* .4.30.3.1.3	RO	Integer32	GB	Status: Installed module: DIMM slot table: Entry: DIMM capacity
90	blade * InsDIMM SlotDIMM Type	1.3.6.1.4.1.11 6.5.52.1.2.1.* .4.30.3.1.4	RO	Display String	--	Status: Installed module: DIMM slot table: Entry: DIMM type
91	blade * InsDIMM SlotDIMM Frequency	1.3.6.1.4.1.11 6.5.52.1.2.1.* .4.30.3.1.5	RO	Integer32	MHz	Status: Installed module: DIMM slot table: Entry: DIMM frequency
92	blade * InsDIMM SlotDIMM CasLatency	1.3.6.1.4.1.11 6.5.52.1.2.1.* .4.30.3.1.6	RO	Integer32	--	Status: Installed module: DIMM slot table: Entry: DIMM CAS latency
93	blade * InsDIMM SlotDIMM Status	1.3.6.1.4.1.11 6.5.52.1.2.1.* .4.30.3.1.7	RO	INTEGER	normal(1 )/ unknow n(2)/ degenera ted(3)/ planned- degenera ted(4)	Status: Installed module: DIMM slot table: Entry: DIMM status
94	blade * InsPCISlot Table	1.3.6.1.4.1.11 6.5.52.1.2.1.* .4.30.4	NA	Not- Accessible	--	Status: Installed module: PCI slot table
95	blade * InsPCISlot Entry	1.3.6.1.4.1.11 6.5.52.1.2.1.* .4.30.4.1	NA	Not- Accessible	--	Status: Installed module: PCI slot table: Entry
96	blade * InsPCISlot Index	1.3.6.1.4.1.11 6.5.52.1.2.1.* .4.30.4.1.1	RO	Integer32	--	Status: Installed module: PCI slot table: Entry: Index

No.	Object identifier	OID	Attribute	syntax	Value, unit, value range, etc.	Description
97	blade * InsPCISlot Type	1.3.6.1.4.1.11 6.5.52.1.2.1.* .4.30.4.1.2	RO	Display String	--	Status: Installed module: PCI slot table: Entry: Type (daughter, mezzanine, or standard)
98	blade * InsPCISlot Exist	1.3.6.1.4.1.11 6.5.52.1.2.1.* .4.30.4.1.3	RO	INTEGER	non- exist(1)/ exist(2)/ unknow n(3)	Status: Installed module: PCI slot table: Entry: Installation status
99	blade * InsPCISlot PCIType	1.3.6.1.4.1.11 6.5.52.1.2.1.* .4.30.4.1.4	RO	Display String	--	Status: Installed module: PCI slot table: Entry: PCI card type
100	blade * InsPCISlot PCIProduct Name	1.3.6.1.4.1.11 6.5.52.1.2.1.* .4.30.4.1.5	RO	Display String	--	Status: Installed module: PCI slot table: Entry: PCI card's name
101	blade * InsPCISlot PCISerial	1.3.6.1.4.1.11 6.5.52.1.2.1.* .4.30.4.1.6	RO	Display String	--	Status: Installed module: PCI slot table: Entry: PCI card's serial number
102	blade * InsPCISlot PCI Manufacturer	1.3.6.1.4.1.11 6.5.52.1.2.1.* .4.30.4.1.7	RO	Display String	--	Status: Installed module: PCI slot table: Entry: PCI card's manufacturer information
103	blade * InsPCISlot Num	1.3.6.1.4.1.11 6.5.52.1.2.1.* .4.30.4.1.8	RO	Integer32	--	Status: Installed module: PCI slot table: Entry: Slot number

No.	Object identifier	OID	Attribute	syntax	Value, unit, value range, etc.	Description
						Note: For details about slot numbers, see the table below.
104	blade * InsLOM Table	1.3.6.1.4.1.11 6.5.52.1.2.1.* .4.30.5	NA	Not- Accessible	--	Status: Installed module: Onboard LAN table
105	blade * InsLOM Entry	1.3.6.1.4.1.11 6.5.52.1.2.1.* .4.30.5.1	NA	Not- Accessible	--	Status: Installed module: Onboard LAN table: Entry
106	blade * InsLOM Index <sup>1</sup>	1.3.6.1.4.1.11 6.5.52.1.2.1.* .4.30.5.1.1	RO	Integer32	--	Status: Installed module: Onboard LAN table: Entry: Index
107	blade * InsLOM Type <sup>1</sup>	1.3.6.1.4.1.11 6.5.52.1.2.1.* .4.30.5.1.2	RO	Display String	--	Status: Installed module: Onboard LAN table: Port: Type
108	blade * InsLOM LinkSpeed <sup>1</sup>	1.3.6.1.4.1.11 6.5.52.1.2.1.* .4.30.5.1.3	RO	Integer32	bps	Status: Installed module: Onboard LAN table: Port: Link speed
109	blade * InsLOM MAC <sup>1</sup>	1.3.6.1.4.1.11 6.5.52.1.2.1.* .4.30.5.1.4	RO	Display String	--	Status: Installed module: Onboard LAN table: Port: MAC address
110	blade * InsLOM LinkStatus <sup>1</sup>	1.3.6.1.4.1.11 6.5.52.1.2.1.* .4.30.5.1.5	RO	INTEGER	up(1)/ down(2)/ unknow n(3)	Status: Installed module: Onboard LAN table: Port: Link status

No.	Object identifier	OID	Attribute	syntax	Value, unit, value range, etc.	Description
111	blade * InsLOM PortDivide <sup>1</sup>	1.3.6.1.4.1.11 6.5.52.1.2.1.* .4.30.5.1.6	RO	INTEGER	possible(1)/ Impossible(2)/ unknown(3)	Status: Installed module: Onboard LAN table: Port: Availability of port partitioning
112	blade * InsLOM PortDivide Num <sup>1</sup>	1.3.6.1.4.1.11 6.5.52.1.2.1.* .4.30.5.1.7	RO	Integer32	--	Status: Installed module: Onboard LAN table: Port: Number of logical ports per physical port that are configured by port partitioning
113	blade * HDDSlot Table	1.3.6.1.4.1.11 6.5.52.1.2.1.* .4.30.7	NA	Not- Accessible	--	Status: Installed module: HDD slot table
114	blade * HDDSlot Entry	1.3.6.1.4.1.11 6.5.52.1.2.1.* .4.30.7.1	NA	Not- Accessible	--	Status: Installed module: HDD slot table: Entry
115	blade * HDDSlot Index	1.3.6.1.4.1.11 6.5.52.1.2.1.* .4.30.7.1.1	RO	Integer32	--	Status: Installed module: HDD slot table: Entry: Index
116	blade * HDDSlot Num	1.3.6.1.4.1.11 6.5.52.1.2.1.* .4.30.7.1.2	RO	Integer32	--	Status: Installed module: HDD slot table: Entry: Slot number
117	blade * HDDSlot Exist	1.3.6.1.4.1.11 6.5.52.1.2.1.* .4.30.7.1.3	RO	INTEGER	non- exist(1)/ exist(2)/ unknown(3)	Status: Installed module: HDD slot table: Entry: Installation status
118	blade * HDDSlot HDDType <sup>1</sup>	1.3.6.1.4.1.11 6.5.52.1.2.1.* .4.30.7.1.4	RO	Display String	--	Status: Installed module: HDD



No.	Object identifier	OID	Attribute	syntax	Value, unit, value range, etc.	Description
						slot table: Entry: HDD type
119	blade * HDDSlot HDDProduct Name <sup>1</sup>	1.3.6.1.4.1.11 6.5.52.1.2.1.* .4.30.7.1.5	RO	Display String	--	Status: Installed module: HDD slot table: Entry: HDD name
120	blade * HDDSlot HDDModel <sup>1</sup>	1.3.6.1.4.1.11 6.5.52.1.2.1.* .4.30.7.1.6	RO	Display String	--	Status: Installed module: HDD slot table: Entry: HDD model name
121	blade * HDDSlot HDD SerialNum <sup>1</sup>	1.3.6.1.4.1.11 6.5.52.1.2.1.* .4.30.7.1.7	RO	Display String	--	Status: Installed module: HDD slot table: Entry: HDD serial number
122	blade * HDDSlot HDD Capacity <sup>1</sup>	1.3.6.1.4.1.11 6.5.52.1.2.1.* .4.30.7.1.8	RO	Integer32	GB	Status: Installed module: HDD slot table: Entry: HDD capacity
123	blade * HDDSlot HDDRPM <sup>1</sup>	1.3.6.1.4.1.11 6.5.52.1.2.1.* .4.30.7.1.9	RO	Integer32	rpm	Status: Installed module: HDD slot table: Entry: HDD rotation speed
124	blade * HDDSlot HDDState Power <sup>1</sup>	1.3.6.1.4.1.11 6.5.52.1.2.1.* .4.30.7.1.10	RO	INTEGER	powerof f(1)/ poweron( 2)/ unknow n(3)	Status: Installed module: HDD slot table: Entry: HDD status: Power supply status
125	blade * HDDSlot HDDState Health	1.3.6.1.4.1.11 6.5.52.1.2.1.* .4.30.7.1.11	RO	INTEGER	normal(1 )/ fail(2)/ unknow n(3)/ rebuild(4 )	Status: Installed module: HDD slot table: Entry: HDD status: Operation status

No.	Object identifier	OID	Attribute	syntax	Value, unit, value range, etc.	Description
126	blade * HDDSlot HDDState LEDACT <sup>1</sup>	1.3.6.1.4.1.11 6.5.52.1.2.1.* .4.30.7.1.12	RO	INTEGER	turn-off(1)/ turn-on(2)/ unknown(3)/ blink(4)/ blink-fast(5)/ blink-slow(6)	Status: Installed module: HDD slot table: Entry: HDD LED lighting status: Activity
127	blade * HDDSlot HDDState LEDSTS <sup>1</sup>	1.3.6.1.4.1.11 6.5.52.1.2.1.* .4.30.7.1.13	RO	INTEGER	turn-off(1)/ turn-on(2)/ unknown(3)/ blink(4)/ blink-fast(5)/ blink-slow(6)	Status: Installed module: HDD slot table: Entry: HDD LED lighting status: Status
128	blade * HDDSlot HDDFW InfoName <sup>1</sup>	1.3.6.1.4.1.11 6.5.52.1.2.1.* .4.30.7.1.20	RO	Display String	--	Status: Installed module: HDD slot table: Entry: HDD firmware information: Name
129	blade * HDDSlot HDDFW Info CurrentVer <sup>1</sup>	1.3.6.1.4.1.11 6.5.52.1.2.1.* .4.30.7.1.21	RO	Display String	--	Status: Installed module: HDD slot table: Entry: HDD firmware information: Current version
130	blade * HDDSlot HDDFW Info NextVer <sup>1</sup>	1.3.6.1.4.1.11 6.5.52.1.2.1.* .4.30.7.1.22	RO	Display String	--	Status: Installed module: HDD slot table: Entry: HDD firmware information:

No.	Object identifier	OID	Attribute	syntax	Value, unit, value range, etc.	Description
						Version enabled at the next startup
131	blade * Expansion HDDSlot Table	1.3.6.1.4.1.11 6.5.52.1.2.1.* .4.30.8	NA	Not-Accessible	--	Status: Installed module: Expansion HDD slot table
132	blade * Expansion HDDSlot Entry	1.3.6.1.4.1.11 6.5.52.1.2.1.* .4.30.8.1	NA	Not-Accessible	--	Status: Installed module: Expansion HDD slot table: Entry
133	blade * Expansion HDDSlot Index	1.3.6.1.4.1.11 6.5.52.1.2.1.* .4.30.8.1.1	RO	Integer32	--	Status: Installed module: Expansion HDD slot table: Entry: Index
134	blade * Expansion HDDSlot Num	1.3.6.1.4.1.11 6.5.52.1.2.1.* .4.30.8.1.2	RO	Integer32	--	Status: Installed module: Expansion HDD slot table: Entry: Slot number
135	blade * Expansion HDDSlot Exist	1.3.6.1.4.1.11 6.5.52.1.2.1.* .4.30.8.1.3	RO	INTEGER	non-exist(1)/ exist(2)/ unknown(3)	Status: Installed module: Expansion HDD slot table: Entry: Installation status
136	blade * Expansion HDDSlot HDDType <sup>1</sup>	1.3.6.1.4.1.11 6.5.52.1.2.1.* .4.30.8.1.4	RO	Display String	--	Status: Installed module: Expansion HDD slot table: Entry: HDD type
137	blade * Expansion HDDSlot HDD ProductName <sup>1</sup>	1.3.6.1.4.1.11 6.5.52.1.2.1.* .4.30.8.1.5	RO	Display String	--	Status: Installed module: Expansion HDD slot table: Entry: HDD name

No.	Object identifier	OID	Attribute	syntax	Value, unit, value range, etc.	Description
138	blade * Expansion HDDSlot HDDModel <sup>1</sup>	1.3.6.1.4.1.11 6.5.52.1.2.1.* .4.30.8.1.6	RO	Display String	--	Status: Installed module: Expansion HDD slot table: Entry: HDD model name
139	blade * Expansion HDDSlot HDD SerialNum <sup>1</sup>	1.3.6.1.4.1.11 6.5.52.1.2.1.* .4.30.8.1.7	RO	Display String	--	Status: Installed module: Expansion HDD slot table: Entry: HDD serial number
140	blade * Expansion HDDSlot HDDCapacity <sup>1</sup>	1.3.6.1.4.1.11 6.5.52.1.2.1.* .4.30.8.1.8	RO	Integer32	GB	Status: Installed module: Expansion HDD slot table: Entry: HDD capacity
141	blade * Expansion HDDSlot HDDRPM <sup>1</sup>	1.3.6.1.4.1.11 6.5.52.1.2.1.* .4.30.8.1.9	RO	Integer32	rpm	Status: Installed module: Expansion HDD slot table: Entry: HDD rotation speed
142	blade * Expansion HDDSlot HDDState Power <sup>1</sup>	1.3.6.1.4.1.11 6.5.52.1.2.1.* .4.30.8.1.10	RO	INTEGER	powerof f(1)/ poweron( 2)/ unknow n(3)	Status: Installed module: Expansion HDD slot table: Entry: HDD power supply status
143	blade * Expansion HDDSlot HDDState Health	1.3.6.1.4.1.11 6.5.52.1.2.1.* .4.30.8.1.11	RO	INTEGER	normal(1 )/ fail(2)/ unknow n(3)/ rebuild(4 )	Status: Installed module: Expansion HDD slot table: Entry: HDD operation status
144	blade * Expansion HDDSlot	1.3.6.1.4.1.11 6.5.52.1.2.1.* .4.30.8.1.12	RO	INTEGER	turn- off(1)/ turn- on(2)/	Status: Installed module: Expansion HDD slot table:

No.	Object identifier	OID	Attribute	syntax	Value, unit, value range, etc.	Description
	HDDState LEDACT <sup>1</sup>				unknown(3)/ blink(4)/ blink-fast(5)/ blink-slow(6)	Entry: HDD LED lighting status: Activity
145	blade * Expansion HDDSlot HDDState LEDSTS <sup>1</sup>	1.3.6.1.4.1.11 6.5.52.1.2.1.* .4.30.8.1.13	RO	INTEGER	turn-off(1)/ turn-on(2)/ unknown(3)/ blink(4)/ blink-fast(5)/ blink-slow(6)	Status: Installed module: Expansion HDD slot table: Entry: HDD LED lighting status: Status
146	blade * Expansion HDDSlot HDDFWInfo Name <sup>1</sup>	1.3.6.1.4.1.11 6.5.52.1.2.1.* .4.30.8.1.20	RO	Display String	--	Status: Installed module: Expansion HDD slot table: Entry: HDD firmware information: Name
147	blade * Expansion HDDSlot HDDFWInfo CurrentVer <sup>1</sup>	1.3.6.1.4.1.11 6.5.52.1.2.1.* .4.30.8.1.21	RO	Display String	--	Status: Installed module: Expansion HDD slot table: Entry: HDD firmware information: Current version
148	blade * Expansion HDDSlot HDDFWInfo NextVer <sup>1</sup>	1.3.6.1.4.1.11 6.5.52.1.2.1.* .4.30.8.1.22	RO	Display String	--	Status: Installed module: Expansion HDD slot table: Entry: HDD firmware information: Version enabled at the next startup

No.	Object identifier	OID	Attribute	syntax	Value, unit, value range, etc.	Description
149	blade*IOBoardSlotTable	1.3.6.1.4.1.11 6.5.52.1.2.1.* .4.30.9	NA	Not-Accessible	--	Status: Installed module: I/O Board slot table
150	blade*IOBoardSlotEntry	1.3.6.1.4.1.11 6.5.52.1.2.1.* .4.30.9.1	NA	Not-Accessible	--	Status: Installed module: I/O Board slot table: Entry
151	blade*IOBoardSlotIndex	1.3.6.1.4.1.11 6.5.52.1.2.1.* .4.30.9.1.1	RO	Integer32	--	Status: Installed module: I/O Board slot table: Entry: Index
152	blade*IOBoardSlotIOBoardLocation	1.3.6.1.4.1.11 6.5.52.1.2.1.* .4.30.9.1.2	RO	DisplayString	--	Status: Installed module: I/O Board slot table: Entry: Location
153	blade*IOBoardSlotExist	1.3.6.1.4.1.11 6.5.52.1.2.1.* .4.30.9.1.3	RO	INTEGER	non-exist(1)/ exist(2)/ unknown(3)	Status: Installed module: I/O Board slot table: Entry: Installation status
154	blade*IOBoardSlotIOBoardType	1.3.6.1.4.1.11 6.5.52.1.2.1.* .4.30.9.1.4	RO	Integer32	--	Status: Installed module: I/O Board slot table: Entry: Type
155	blade*IOBoardSlotIOBoardProductName	1.3.6.1.4.1.11 6.5.52.1.2.1.* .4.30.9.1.5	RO	DisplayString	--	Status: Installed module: I/O Board slot table: Entry: Name
156	blade*IOBoardSlotIOBoardModel	1.3.6.1.4.1.11 6.5.52.1.2.1.* .4.30.9.1.6	RO	DisplayString	--	Status: Installed module: I/O Board slot table: Entry: Model name

No.	Object identifier	OID	Attribute	syntax	Value, unit, value range, etc.	Description
157	blade*IOBoardSlotIOBoardSerialNum	1.3.6.1.4.1.116.5.52.1.2.1.*.4.30.9.1.7	RO	DisplayString	--	Status: Installed module: I/O Board slot table: Entry: Serial number
158	blade*IOBoardSlotIOBoardProductVersion	1.3.6.1.4.1.116.5.52.1.2.1.*.4.30.9.1.8	RO	DisplayString	--	Status: Installed module: I/O Board slot table: Entry: Product version
159	blade*IOBoardSlotIOBoardProductManufacturer	1.3.6.1.4.1.116.5.52.1.2.1.*.4.30.9.1.9	RO	DisplayString	--	Status: Installed module: I/O Board slot table: Entry: manufacturer information
160	blade*IOBoardSlotIOBoardMass	1.3.6.1.4.1.116.5.52.1.2.1.*.4.30.9.1.10	RO	Integer32	0.1 kg	Status: Installed module: I/O Board slot table: Entry: Mass
161	blade*IOBoardSlotIOBoardCardExist	1.3.6.1.4.1.116.5.52.1.2.1.*.4.30.9.1.11	RO	INTEGER	non-exist(1)/ exist(2)/ unknown(3)	Status: Installed module: I/O Board slot table: Entry: Card Installation status
162	blade*IOBoardSlotIOBoardCardType	1.3.6.1.4.1.116.5.52.1.2.1.*.4.30.9.1.12	RO	DisplayString	--	Status: Installed module: I/O Board slot table: Entry: Card type
163	blade*IOBoardSlotIOBoardCardProductName	1.3.6.1.4.1.116.5.52.1.2.1.*.4.30.9.1.13	RO	DisplayString	--	Status: Installed module: I/O Board slot table: Entry: Card name
164	blade*IOBoardSlotIOBoardCardSerialNum	1.3.6.1.4.1.116.5.52.1.2.1.*.4.30.9.1.14	RO	DisplayString	--	Status: Installed module: I/O Board slot

No.	Object identifier	OID	Attribute	syntax	Value, unit, value range, etc.	Description
						table: Entry: Card serial number
165	blade*IOBoardSlotIOBoardStatePower	1.3.6.1.4.1.116.5.52.1.2.1.*.4.30.9.1.15	RO	INTEGER	poweroff (1)/ poweron (2)/ unknown (3)	Status: Installed module: I/O Board slot table: Entry: Power supply status
166	blade*IOBoardSlotIOBoardStateHealth	1.3.6.1.4.1.116.5.52.1.2.1.*.4.30.9.1.16	RO	INTEGER	normal (1)/ fail (2)/ unknown (3)	status: Installed module: I/O Board slot table: Entry: Operation status
167	blade*IOBoardSlotIOBoardStateLEDPOWER	1.3.6.1.4.1.116.5.52.1.2.1.*.4.30.9.1.17	RO	INTEGER	turn-off(1)/ turn-on(2)/ unknown(3)/ blink(4)/ blink-fast(5)/ blink-slow(6)	status: Installed module: I/O Board slot table: Entry: POWER LED status
168	blade*IOBoardSlotIOBoardStateLEDPOWERColor	1.3.6.1.4.1.116.5.52.1.2.1.*.4.30.9.1.18	RO	INTEGER	blue (1)/ green (2)/ red (3)/ amber (4)/ unknown (5)	status: Installed module: I/O Board slot table: Entry: POWER LED color
169	blade*IOBoardSlotIOBoardStateLID	1.3.6.1.4.1.116.5.52.1.2.1.*.4.30.9.1.19	RO	INTEGER	turn-off(1)/ turn-on(2)/ unknown(3)/ blink(4)/ blink-fast(5)/	status: Installed module: I/O Board slot table: Entry: LID status



No.	Object identifier	OID	Attribute	syntax	Value, unit, value range, etc.	Description
					blink-slow(6)	
170	blade*IOBoardSlotIOBoardStateLIDColor	1.3.6.1.4.1.116.5.52.1.2.1.*.4.30.9.1.20	RO	INTEGER	blue (1)/green (2)/red (3)/amber (4)/unknown (5)	status: Installed module: I/O Board slot table: Entry: LID color
171	blade * Voltage SensorTable	1.3.6.1.4.1.116.5.52.1.2.1.*.4.40	NA	Not-Accessible	--	Status: Voltage sensor table
172	blade * Voltage SensorEntry	1.3.6.1.4.1.116.5.52.1.2.1.*.4.40.1	NA	Not-Accessible	--	Status: Voltage sensor table: Entry
173	blade * Voltage SensorIndex	1.3.6.1.4.1.116.5.52.1.2.1.*.4.40.1.1	RO	Integer32	--	Status: Voltage sensor table: Entry: Index
174	blade * Voltage SensorName	1.3.6.1.4.1.116.5.52.1.2.1.*.4.40.1.2	RO	Display String	--	Status: Voltage sensor table: Entry: Name
175	blade * Voltage SensorValue	1.3.6.1.4.1.116.5.52.1.2.1.*.4.40.1.3	RO	Integer32	0.1 V	Status: Voltage sensor table: Entry: Value
176	blade * Voltage SensorValid	1.3.6.1.4.1.116.5.52.1.2.1.*.4.40.1.4	RO	INTEGER	invalid(1) / valid(2)/ unknown(3)	Status: Voltage sensor table: Entry: Valid or invalid
177	blade * TempSensor Table	1.3.6.1.4.1.116.5.52.1.2.1.*.4.41	NA	Not-Accessible	--	Status: Temperature sensor table
178	blade * TempSensor Entry	1.3.6.1.4.1.116.5.52.1.2.1.*.4.41.1	NA	Not-Accessible	--	Status: Temperature sensor table: Entry
179	blade * TempSensor Index	1.3.6.1.4.1.116.5.52.1.2.1.*.4.41.1.1	RO	Integer32	--	Status: Temperature sensor table: Entry: Index

No.	Object identifier	OID	Attribute	syntax	Value, unit, value range, etc.	Description
180	blade * Temp Sensor Name	1.3.6.1.4.1.11 6.5.52.1.2.1.* .4.41.1.2	RO	Display String	--	Status: Temperature sensor table: Entry: Name
181	blade * Temp Sensor Value	1.3.6.1.4.1.11 6.5.52.1.2.1.* .4.41.1.3	RO	Integer32	0.1 degrees C	Status: Thermal sensor table: Entry: Value
182	blade * Temp Sensor Valid	1.3.6.1.4.1.11 6.5.52.1.2.1.* .4.41.1.4	RO	INTEGER	invalid(1) / valid(2) / unknown(3)	Status: Thermal sensor table: Entry: Valid or invalid
183	blade * FWInfo	1.3.6.1.4.1.11 6.5.52.1.2.1.* .5	NA	Not-Accessible	--	Firmware information
184	blade * FWInfoTotal CurrentVer	1.3.6.1.4.1.11 6.5.52.1.2.1.* .5.1	RO	Display String	--	Firmware information: Current consolidated version
185	blade * FWInfoTotal NextVer	1.3.6.1.4.1.11 6.5.52.1.2.1.* .5.2	RO	Display String	--	Firmware information: Consolidated version enabled at the next startup
186	blade * FWInfo Table	1.3.6.1.4.1.11 6.5.52.1.2.1.* .5.3	NA	Not-Accessible	--	Firmware information: Firmware information table
187	blade * FWInfo Entry	1.3.6.1.4.1.11 6.5.52.1.2.1.* .5.3.1	NA	Not-Accessible	--	Firmware information: Firmware information table: Entry
188	blade * FWInfo Index	1.3.6.1.4.1.11 6.5.52.1.2.1.* .5.3.1.1	RO	Integer32	--	Firmware information: Firmware information table: Entry: Index
189	blade * FWInfo Name	1.3.6.1.4.1.11 6.5.52.1.2.1.* .5.3.1.2	RO	Display String	--	Firmware information: Firmware information

No.	Object identifier	OID	Attribute	syntax	Value, unit, value range, etc.	Description
						table: Entry: Name
190	blade * FW CurrentVer	1.3.6.1.4.1.11 6.5.52.1.2.1.* .5.3.1.3	RO	Display String	--	Firmware information: Firmware information table: Entry: Current version
191	blade * FWInfo NextVer	1.3.6.1.4.1.11 6.5.52.1.2.1.* .5.3.1.4	RO	Display String	--	Firmware information: Firmware information table: Entry: Version enabled at the next startup
192	blade * FWInfo HVM CurrentVer	1.3.6.1.4.1.11 6.5.52.1.2.1.* .5.4	RO	Display String	--	Firmware information: Current LPAR Manager version
193	blade * FWInfo HVM NextVer	1.3.6.1.4.1.11 6.5.52.1.2.1.* .5.5	RO	Display String	--	Firmware information: Version enabled at the next LPAR Manager startup
Note:						
1. This item is defined as a MIB file, but this item cannot be obtained in this system. (If you use snmpwalk to obtain the items, the processing automatically skips to the next item.)						

**Table 3-11 Management module information (\*: A management module number from 1 to 2)**

No.	Object identifier	OID	Attribute	syntax	Value, unit, value range, etc.	Description
1	management Module	1.3.6.1.4.1.116. 5.52.1.2.2	NA	Not-Accessible	--	Management module information
2	management Module *	1.3.6.1.4.1.116. 5.52.1.2.2.*	NA	Not-Accessible	--	Management module information

No.	Object identifier	OID	Attribute	syntax	Value, unit, value range, etc.	Description
3	management Module * BasicInfo	1.3.6.1.4.1.116.5.52.1.2.2.*.1	NA	Not-Accessible	--	Basic information
4	mm *Info ProductName	1.3.6.1.4.1.116.5.52.1.2.2.*.1.1	RO	Display String	--	Basic information: Name
5	mm *Info Model <sup>1</sup>	1.3.6.1.4.1.116.5.52.1.2.2.*.1.2	RO	Display String	--	Basic information: Model name
6	mm *Info SerialNum <sup>1</sup>	1.3.6.1.4.1.116.5.52.1.2.2.*.1.3	RO	Display String	--	Basic information: Serial number
7	mm *Info Product Version	1.3.6.1.4.1.116.5.52.1.2.2.*.1.4	RO	Display String	--	Basic information: Product version
8	mm *Info Product Manufacturer	1.3.6.1.4.1.116.5.52.1.2.2.*.1.5	RO	Display String	--	Basic information: Manufacturer information
9	mm *Info ChassisID	1.3.6.1.4.1.116.5.52.1.2.2.*.1.6	RO	Display String	--	Basic information: Server chassis ID
10	mm *Info Board ProductName	1.3.6.1.4.1.116.5.52.1.2.2.*.1.7	RO	Display String	--	Basic information: Board name
11	mm *Info Board SerialNum	1.3.6.1.4.1.116.5.52.1.2.2.*.1.8	RO	Display String	--	Basic information: Board's serial number
12	mm *Info Board Manufacturer	1.3.6.1.4.1.116.5.52.1.2.2.*.1.9	RO	Display String	--	Basic information: Board's manufacturer information
13	mm *Info Spec	1.3.6.1.4.1.116.5.52.1.2.2.*.1.20	NA	Not-Accessible	--	Basic information: Specifications
14	mm *Spec Power Consumption	1.3.6.1.4.1.116.5.52.1.2.2.*.1.20.1	RO	Integer32	W	Basic information: Specifications: Electric power consumption

No.	Object identifier	OID	Attribute	syntax	Value, unit, value range, etc.	Description
15	mm *Spec Mass	1.3.6.1.4.1.116.5.52.1.2.2.*.1.20.2	RO	Integer32	0.1 kg	Basic information: Specifications: Weight
16	mm *Spec UpperLimit Temp	1.3.6.1.4.1.116.5.52.1.2.2.*.1.20.3	RO	Integer32	0.1 degrees C	Basic information: Specifications: Upper limit of the thermal sensor
17	mm *Spec LowerLimit Temp	1.3.6.1.4.1.116.5.52.1.2.2.*.1.20.4	RO	Integer32	0.1 degrees C	Basic information: Specifications: Lower limit of the thermal sensor
18	management Module * Capacity	1.3.6.1.4.1.116.5.52.1.2.2.*.2	NA	Not-Accessible	--	Capacity
19	mm * Capacity Voltage Sensor	1.3.6.1.4.1.116.5.52.1.2.2.*.2.1	RO	Integer32	--	Capacity: Number of voltage sensors
20	mm * Capacity TempSensor	1.3.6.1.4.1.116.5.52.1.2.2.*.2.2	RO	Integer32	--	Capacity: Number of temperature sensors
21	mm * Capacity LED	1.3.6.1.4.1.116.5.52.1.2.2.*.2.3	RO	Integer32	--	Capacity: Maximum number of LEDs
22	management Module * Settings	1.3.6.1.4.1.116.5.52.1.2.2.*.3	NA	Not-Accessible	--	Settings
23	mm * Settings Management IPAddress	1.3.6.1.4.1.116.5.52.1.2.2.*.3.1	RO	Display String	--	Settings: Management LAN's IP address
24	mm * Settings Maint IPAddress	1.3.6.1.4.1.116.5.52.1.2.2.*.3.2	RO	Display String	--	Settings: Maintenance LAN's IP address
25	management Module * State	1.3.6.1.4.1.116.5.52.1.2.2.*.4	NA	Not-Accessible	--	Status

No.	Object identifier	OID	Attribute	syntax	Value, unit, value range, etc.	Description
26	mm *State SlotNum	1.3.6.1.4.1.116.5.52.1.2.2.*.4.1	RO	Integer32	--	Status: Installation destination slot number
27	mm *State Power	1.3.6.1.4.1.116.5.52.1.2.2.*.4.2	RO	INTEGER	poweroff(1)/ standby(2)/ poweron(3)/ unknown(4)/ poweron-executing(5)/ poweroff-executing(6)	Status: Power supply status
28	mm *State Health	1.3.6.1.4.1.116.5.52.1.2.2.*.4.3	RO	INTEGER	normal(1)/ fail(2)/ unknown(3)	Status: Operation status
29	mm *State Active	1.3.6.1.4.1.116.5.52.1.2.2.*.4.4	RO	INTEGER	active(1)/ standby(2)/ unknown(3)	Status: Active or backup
30	mm *State LEDTable	1.3.6.1.4.1.116.5.52.1.2.2.*.4.5	NA	Not-Accessible	--	Status: LED lighting status table
31	mm *State LEDEntry	1.3.6.1.4.1.116.5.52.1.2.2.*.4.5.1	NA	Not-Accessible	--	Status: LED lighting status table: Entry
32	mm *State LEDIndex	1.3.6.1.4.1.116.5.52.1.2.2.*.4.5.1.1	RO	Integer32	--	Status: LED lightning status table: Entry: Index
33	mm *State LEDName	1.3.6.1.4.1.116.5.52.1.2.2.*.4.5.1.2	RO	Display String	--	Status: LED lighting status table: Entry: Name

No.	Object identifier	OID	Attribute	syntax	Value, unit, value range, etc.	Description
34	mm *State LEDState	1.3.6.1.4.1.116. 5.52.1.2.2.*. 4.5.1.3	RO	INTEGER	turn-off(1)/ turn-on(2)/ unknown(3)/ blink(4)/ blink-fast(5)/ blink-slow(6)	Status: LED lighting status table: Entry: Status
35	mm *State LEDColor	1.3.6.1.4.1.116. 5.52.1.2.2.*. 4.5.1.4	RO	INTEGER	blue(1)/ green(2)/ red(3)/ amber(4) / unknown(5)	Status: LED lighting status table: Entry: Color
36	mm *State Other	1.3.6.1.4.1.116. 5.52.1.2.2.*. 4.20	NA	Not-Accessible	--	Status: Other
37	mm * MaintMode	1.3.6.1.4.1.116. 5.52.1.2.2.*. 4.20.1	RO	INTEGER	Normal(1) )/ CE-Maint-mode(2)/ User-Maint-mode(3)/ unknown(4)	Status: Other: Maintenance mode
38	mm * Voltage SensorTable	1.3.6.1.4.1.116. 5.52.1.2.2.*. 4.30	NA	Not-Accessible	--	Status: Voltage sensor table
39	mm * Voltage SensorEntry	1.3.6.1.4.1.116. 5.52.1.2.2.*. 4.30.1	NA	Not-Accessible	--	Status: Voltage sensor table: Entry
40	mm * Voltage SensorIndex	1.3.6.1.4.1.116. 5.52.1.2.2.*. 4.30.1.1	RO	Integer32	--	Status: Voltage sensor table: Entry: Index

No.	Object identifier	OID	Attribute	syntax	Value, unit, value range, etc.	Description
41	mm * Voltage SensorName	1.3.6.1.4.1.116. 5.52.1.2.2.*. 4.30.1.2	RO	Display String	--	Status: Voltage sensor table: Entry: Name
42	mm * Voltage SensorValue	1.3.6.1.4.1.116. 5.52.1.2.2.*. 4.30.1.3	RO	Integer32	0.1 V	Status: Voltage sensor table: Entry: Value
43	mm * Voltage SensorValid	1.3.6.1.4.1.116. 5.52.1.2.2.*. 4.30.1.4	RO	INTEGER	invalid(1) / valid(2)/ unknow n(3)	Status: Voltage sensor table: Entry: Valid or invalid
44	mm * TempSensor Table	1.3.6.1.4.1.116. 5.52.1.2.2.*. 4.31	NA	Not- Accessible	--	Status: Temperature sensor table
45	mm * TempSensor Entry	1.3.6.1.4.1.116. 5.52.1.2.2.*. 4.31.1	NA	Not- Accessible	--	Status: Temperature sensor table: Entry
46	mm * TempSensor Index	1.3.6.1.4.1.116. 5.52.1.2.2.*. 4.31.1.1	RO	Integer32	--	Status: Temperature sensor table: Entry: Index
47	mm * TempSensor Name	1.3.6.1.4.1.116. 5.52.1.2.2.*. 4.31.1.2	RO	Display String	--	Status: Thermal sensor table: Entry: Name
48	mm * TempSensor Value	1.3.6.1.4.1.116. 5.52.1.2.2.*. 4.31.1.3	RO	Integer32	0.1 degrees C	Status: Thermal sensor table: Entry: Value
49	mm * TempSensor Valid	1.3.6.1.4.1.116. 5.52.1.2.2.*. 4.31.1.4	RO	INTEGER	invalid(1) / valid(2)/ unknow n(3)	Status: Thermal sensor table: Entry: Valid or invalid
50	management Module * FWInfo	1.3.6.1.4.1.116. 5.52.1.2.2.*.5	NA	Not- Accessible	--	Firmware information
51	management Module * FWInfo TotalVer	1.3.6.1.4.1.116. 5.52.1.2.2.*.5.1	RO	Display String	--	Firmware information: Consolidated version



No.	Object identifier	OID	Attribute	syntax	Value, unit, value range, etc.	Description
52	management Module * FWInfo Table	1.3.6.1.4.1.116.5.52.1.2.2.*.5.2	NA	Not-Accessible	--	Firmware information: Firmware information table
53	management Module * FWInfo Entry	1.3.6.1.4.1.116.5.52.1.2.2.*.5.2.1	NA	Not-Accessible	--	Firmware information: Firmware information table: Entry
54	management Module * FWInfo Index	1.3.6.1.4.1.116.5.52.1.2.2.*.5.2.1.1	RO	Integer32	--	Firmware information: Firmware information table: Entry: Index
55	management Module * FWInfo Name	1.3.6.1.4.1.116.5.52.1.2.2.*.5.2.1.2	RO	Display String	--	Firmware information: Firmware information table: Entry: Name
56	management Module * FWInfo CurrentVer	1.3.6.1.4.1.116.5.52.1.2.2.*.5.2.1.3	RO	Display String	--	Firmware information: Firmware information table: Entry: Current version
<p>Note:</p> <ol style="list-style-type: none"> <li>This item is defined as a MIB file, but this item cannot be obtained in this system. (If you use snmpwalk to obtain the items, the processing automatically skips to the next item.)</li> </ol>						

**Table 3-12 Switch module information (\*: A switch module number from 1 to 2)**

No.	Object identifier	OID	Attribute	syntax	Value, unit, value range, etc.	Description
1	switch Module	1.3.6.1.4.1.116.5.52.1.2.3	NA	Not-Accessible	--	Switch module information

No.	Object identifier	OID	Attribute	syntax	Value, unit, value range, etc.	Description
2	switch Module *	1.3.6.1.4.1.116.5.52.1.2.3.*	NA	Not-Accessible	--	Switch module information
3	switch Module * BasicInfo	1.3.6.1.4.1.116.5.52.1.2.3.*.1	NA	Not-Accessible	--	Basic information
4	sw *Info ProductName	1.3.6.1.4.1.116.5.52.1.2.3.*.1.1	RO	Display String	--	Basic information: Name
5	sw *Info Model	1.3.6.1.4.1.116.5.52.1.2.3.*.1.2	RO	Display String	--	Basic information: Model name
6	sw *Info SerialNum	1.3.6.1.4.1.116.5.52.1.2.3.*.1.3	RO	Display String	--	Basic information: Product number
7	sw *Info ProductVersion	1.3.6.1.4.1.116.5.52.1.2.3.*.1.4	RO	Display String	--	Basic information: Product version
8	sw *Info Product Manufacturer	1.3.6.1.4.1.116.5.52.1.2.3.*.1.5	RO	Display String	--	Basic information: Manufacturer information
9	sw *Info Board ProductName	1.3.6.1.4.1.116.5.52.1.2.3.*.1.6	RO	Display String	--	Basic information: Board name
10	sw *Info Board SerialNum	1.3.6.1.4.1.116.5.52.1.2.3.*.1.7	RO	Display String	--	Basic information: Board's serial number
11	sw *Info Board Manufacturer	1.3.6.1.4.1.116.5.52.1.2.3.*.1.8	RO	Display String	--	Basic information: Board's manufacturer information
12	sw *Info Spec	1.3.6.1.4.1.116.5.52.1.2.3.*.1.20	NA	Not-Accessible	--	Basic information: Specifications
13	sw *Spec Power Consumption	1.3.6.1.4.1.116.5.52.1.2.3.*.1.20.1	RO	Integer32	W	Basic information: Specifications: Electric power consumption

No.	Object identifier	OID	Attribute	syntax	Value, unit, value range, etc.	Description
14	sw *Spec Mass	1.3.6.1.4.1.116.5.52.1.2.3.*.1.20.2	RO	Integer32	0.1 kg	Basic information: Specifications: Weight
15	switch Module * Capacity	1.3.6.1.4.1.116.5.52.1.2.3.*.2	NA	Not-Accessible	--	Capacity
16	sw * Capacity LED	1.3.6.1.4.1.116.5.52.1.2.3.*.2.1	RO	Integer32	--	Capacity: Maximum number of LEDs
17	switch Module * State	1.3.6.1.4.1.116.5.52.1.2.3.*.4	NA	Not-Accessible	--	Status
18	sw *State SlotNum	1.3.6.1.4.1.116.5.52.1.2.3.*.4.1	RO	Integer32	--	Status: Installation destination slot number
19	sw *State Power	1.3.6.1.4.1.116.5.52.1.2.3.*.4.2	RO	INTEGER	Poweroff(1)/ standby(2)/ PowerOn(3)/ unknown(4)/ Power-on-executing(5)/ Power-off-executing(6)	Status: Power supply status
20	sw * StateHealth	1.3.6.1.4.1.116.5.52.1.2.3.*.4.3	RO	INTEGER	normal(1) / fail(2)/ unknown(3)	Status: Operation status
21	sw *State LEDTable	1.3.6.1.4.1.116.5.52.1.2.3.*.4.4	NA	Not-Accessible	--	Status: LED lighting status table

No.	Object identifier	OID	Attribute	syntax	Value, unit, value range, etc.	Description
22	sw *State LEDEntry	1.3.6.1.4.1.116 .5.52.1.2.3.*. 4.4.1	NA	Not- Accessible	--	LED lighting status table: Entry
23	sw *State LEDIndex	1.3.6.1.4.1.116 .5.52.1.2.3.*. 4.4.1.1	RO	Integer32	--	Status: LED lightning status table: Entry: Index
24	sw *State LEDName	1.3.6.1.4.1.116 .5.52.1.2.3.*. 4.4.1.2	RO	Display String	--	Status: LED lighting status table: Entry: Name
25	sw *State LEDState	1.3.6.1.4.1.116 .5.52.1.2.3.*. 4.4.1.3	RO	INTEGER	turn- off(1)/ turn- on(2)/ unknown( 3)/ blink(4)/ blink- fast(5)/ blink- slow(6)	Status: LED lighting status table: Entry: Status
26	sw *State LEDColor	1.3.6.1.4.1.116 .5.52.1.2.3.*. 4.4.1.4	RO	INTEGER	blue(1)/ green(2)/ red(3)/ amber(4) / unknown( 5)	Status: LED lighting status table: Entry: Color
27	sw *State Other	1.3.6.1.4.1.116 .5.52.1.2.3.*. 4.20	NA	Not- Accessible	--	Status: Other
28	sw * MaintMode	1.3.6.1.4.1.116 .5.52.1.2.3.*. 4.20.1	RO	INTEGER	Normal(1) / CE-Maint- mode(2)/ User- Maint- mode(3)/ unknown( 4)	Status: Other: Maintenance mode

No.	Object identifier	OID	Attribute	syntax	Value, unit, value range, etc.	Description
29	sw *Voltage Sensor Table	1.3.6.1.4.1.116 .5.52.1.2.3.*. 4.30	NA	Not-Accessible	--	Status: Voltage sensor table
30	sw *Voltage Sensor Entry	1.3.6.1.4.1.116 .5.52.1.2.3.*. 4.30.1	NA	Not-Accessible	--	Status: Voltage sensor table: Entry
31	sw *Voltage Sensor Index <sup>1</sup>	1.3.6.1.4.1.116 .5.52.1.2.3.*. 4.30.1.1	RO	Integer32	--	Status: Voltage sensor table: Entry: Index
32	sw *Voltage Sensor Name <sup>1</sup>	1.3.6.1.4.1.116 .5.52.1.2.3.*. 4.30.1.2	RO	Display String	--	Status: Voltage sensor table: Entry: Name
33	sw *Voltage Sensor Value <sup>1</sup>	1.3.6.1.4.1.116 .5.52.1.2.3.*. 4.30.1.3	RO	Integer32	0.1 V	Status: Voltage sensor table: Entry: Value
34	sw *Voltage Sensor Valid <sup>1</sup>	1.3.6.1.4.1.116 .5.52.1.2.3.*. 4.30.1.4	RO	INTEGER	invalid(1) / valid(2)/ unknown(3)	Status: Voltage sensor table: Entry: Valid or invalid
35	sw *TempSensor Table	1.3.6.1.4.1.116 .5.52.1.2.3.*. 4.31	NA	Not-Accessible	--	Status: Temperature sensor table
36	sw *TempSensor Entry	1.3.6.1.4.1.116 .5.52.1.2.3.*. 4.31.1	NA	Not-Accessible	--	Status: Temperature sensor table: Entry
37	sw *TempSensor Index	1.3.6.1.4.1.116 .5.52.1.2.3.*. 4.31.1.1	RO	Integer32	--	Status: Temperature sensor table: Entry: Index
38	sw *TempSensor Name	1.3.6.1.4.1.116 .5.52.1.2.3.*. 4.31.1.2	RO	Display String	--	Status: Temperature sensor table: Entry: Name
39	sw *TempSensor Value	1.3.6.1.4.1.116 .5.52.1.2.3.*. 4.31.1.3	RO	Integer32	0.1 degrees C	Status: Thermal sensor table: Entry: Value

No.	Object identifier	OID	Attribute	syntax	Value, unit, value range, etc.	Description
40	sw *TempSensor Valid	1.3.6.1.4.1.116 .5.52.1.2.3.*. 4.31.1.4	RO	INTEGER	invalid(1) / valid(2)/ unknown(3)	Status: Thermal sensor table: Entry: Valid or invalid
41	sw *Current Sensor Table	1.3.6.1.4.1.116 .5.52.1.2.3.*. 4.32	NA	Not- Accessible	--	Status: Electric current sensor table
42	sw *Current Sensor Entry	1.3.6.1.4.1.116 .5.52.1.2.3.*. 4.32.1	NA	Not- Accessible	--	Status: Electric current sensor table: Entry
43	sw *Current Sensor Index <sup>1</sup>	1.3.6.1.4.1.116 .5.52.1.2.3.*. 4.32.1.1	RO	Integer32	--	Status: Electric current sensor table: Entry: Index
44	sw *Current Sensor Name <sup>1</sup>	1.3.6.1.4.1.116 .5.52.1.2.3.*. 4.32.1.2	RO	Display String	--	Status: Electric current sensor table: Entry: Name
45	sw *Current Sensor Value <sup>1</sup>	1.3.6.1.4.1.116 .5.52.1.2.3.*. 4.32.1.3	RO	Integer32	0.1 A	Status: Electric current sensor table: Entry: Value
46	sw *Current Sensor Valid <sup>1</sup>	1.3.6.1.4.1.116 .5.52.1.2.3.*. 4.32.1.4	RO	INTEGER	invalid(1) / valid(2)/ unknown(3)	Status: Electric current sensor table: Entry: Valid or invalid
47	switch Module * FWInfo	1.3.6.1.4.1.116 .5.52.1.2.3.*.5	NA	Not- Accessible	--	Firmware information
48	switch Module * FWInfo TotalVer	1.3.6.1.4.1.116 .5.52.1.2.3.*. 5.1	RO	Display String	--	Firmware information: Consolidated version
49	switch Module * FWInfo Table	1.3.6.1.4.1.116 .5.52.1.2.3.*. 5.2	NA	Not- Accessible	--	Firmware information: Firmware information table
50	switch Module *	1.3.6.1.4.1.116 .5.52.1.2.3.*. 5.2.1	NA	Not- Accessible	--	Firmware information: Firmware

No.	Object identifier	OID	Attribute	syntax	Value, unit, value range, etc.	Description
	FWInfo Entry					information table: Entry
51	switch Module * FWInfo Index	1.3.6.1.4.1.116 .5.52.1.2.3.*. 5.2.1.1	RO	Integer32	--	Firmware information: Firmware information table: Entry: Index
52	switch Module * FWInfo Name	1.3.6.1.4.1.116 .5.52.1.2.3.*. 5.2.1.2	RO	Display String	--	Firmware information: Firmware information table: Entry: Name
53	switch Module * FWInfo CurrentVer	1.3.6.1.4.1.116 .5.52.1.2.3.*. 5.2.1.3	RO	Display String	--	Firmware information: Firmware information table: Entry: Current version
<p>Note:</p> <ol style="list-style-type: none"> <li>This item is defined as a MIB file, but this item cannot be obtained in this system. (If you use snmpwalk to obtain the items, the processing automatically skips to the next item.)</li> </ol>						

**Table 3-13 Fan module information (\*: A fan module number from 1 to 10)**

No.	Object identifier	OID	Attribute	syntax	Value, unit, value range, etc.	Description
1	fanModule	1.3.6.1.4.1.11 6.5.52.1.2.4	NA	Not-Accessible	--	Fan module information
2	fanModule *	1.3.6.1.4.1.11 6.5.52.1.2.4.*	NA	Not-Accessible	--	Fan module information
3	fanModule * BasicInfo	1.3.6.1.4.1.11 6.5.52.1.2.4.*. 1	NA	Not-Accessible	--	Basic information
4	fanModule * InfoType	1.3.6.1.4.1.11 6.5.52.1.2.4.*. 1.1	RO	INTEGER	--	Basic information: Type

No.	Object identifier	OID	Attribute	syntax	Value, unit, value range, etc.	Description
5	fanModule * InfoSpec	1.3.6.1.4.1.11 6.5.52.1.2.4.*. 1.20	NA	Not- Accessible	--	Basic information: Specifications
6	fanModule * SpecPower Consumption	1.3.6.1.4.1.11 6.5.52.1.2.4.*. 1.20.1	RO	Integer32	W	Basic information: Specifications: Electric power consumption
7	fanModule * SpecMass	1.3.6.1.4.1.11 6.5.52.1.2.4.*. 1.20.2	RO	Integer32	0.1 kg	Basic information: Specifications: Weight
8	fanModule * Spec MaxRPM <sup>1</sup>	1.3.6.1.4.1.11 6.5.52.1.2.4.*. 1.20.3	RO	Integer32	rpm	Basic information: Specifications: Maximum rotation speed
9	fanModule * Spec MaxAir Volume <sup>1</sup>	1.3.6.1.4.1.11 6.5.52.1.2.4.*. 1.20.4	RO	Integer32	0.1m <sup>3</sup> /mi n	Basic information: Specifications: Maximum airflow
10	fanModule * Spec MinRPM <sup>1</sup>	1.3.6.1.4.1.11 6.5.52.1.2.4.*. 1.20.5	RO	Integer32	rpm	Basic information: Specifications: Minimum rotation speed
11	fanModule * Spec MinAir Volume <sup>1</sup>	1.3.6.1.4.1.11 6.5.52.1.2.4.*. 1.20.6	RO	Integer32	0.1m <sup>3</sup> /mi n	Basic information: Specifications: Minimum airflow
12	fanModule * Capacity	1.3.6.1.4.1.11 6.5.52.1.2.4.*. 2	NA	Not- Accessible	--	Capacity
13	fanModule * CapacityFan	1.3.6.1.4.1.11 6.5.52.1.2.4.*. 2.1	RO	Integer32	--	Capacity: Number of installed fans
14	fanModule * Capacity LED	1.3.6.1.4.1.11 6.5.52.1.2.4.*. 2.2	RO	Integer32	--	Capacity: Maximum number of LEDs
15	fanModule * State	1.3.6.1.4.1.11 6.5.52.1.2.4.*. 4	NA	Not- Accessible	--	Status



No.	Object identifier	OID	Attribute	syntax	Value, unit, value range, etc.	Description
16	fanModule * State SlotNum	1.3.6.1.4.1.11 6.5.52.1.2.4.*. 4.1	RO	Integer32	--	Status: Installation destination slot number
17	fanModule * State Power	1.3.6.1.4.1.11 6.5.52.1.2.4.*. 4.2	RO	INTEGER	poweroff(1)/ standby(2)/ poweron(3)/ unknown(4)/ poweron-executing(5)/ poweroff-executing(6)	Status: Power supply status
18	fanModule * State Health	1.3.6.1.4.1.11 6.5.52.1.2.4.*. 4.3	RO	INTEGER	normal(1) / fail(2)/ unknown(3)	Status: Operation status
19	fanModule * State Redundancy	1.3.6.1.4.1.11 6.5.52.1.2.4.*. 4.4	RO	INTEGER	redundanc y(1)/ non- redundanc y(2)/ unknown(3)	Status: Redundancy in the module
20	fanModule * State AirVolume	1.3.6.1.4.1.11 6.5.52.1.2.4.*. 4.5	RO	Integer32	0.1m <sup>3</sup> /mi n	Status: Airflow
21	fanModule * State LEDTable	1.3.6.1.4.1.11 6.5.52.1.2.4.*. 4.6	NA	Not- Accessible	--	Status: LED lighting status table
22	fanModule * State LEDEntry	1.3.6.1.4.1.11 6.5.52.1.2.4.*. 4.6.1	NA	Not- Accessible	--	Status: LED lighting status table: Entry
23	fanModule * State LEDIndex	1.3.6.1.4.1.11 6.5.52.1.2.4.*. 4.6.1.1	RO	Integer32	--	Status: LED lighting status table: Entry: Index

No.	Object identifier	OID	Attribute	syntax	Value, unit, value range, etc.	Description
24	fanModule * State LEDName	1.3.6.1.4.1.11 6.5.52.1.2.4.*. 4.6.1.2	RO	Display String	--	Status: LED lighting status table: Entry: Name
25	fanModule * State LEDState	1.3.6.1.4.1.11 6.5.52.1.2.4.*. 4.6.1.3	RO	INTEGER	turn- off(1)/ turn- on(2)/ unknown( 3)/ blink(4)/ blink- fast(5)/ blink- slow(6)	Status: LED lighting status table: Entry: Status
26	fanModule * State LEDColor	1.3.6.1.4.1.11 6.5.52.1.2.4.*. 4.6.1.4	RO	INTEGER	blue(1)/ green(2)/ red(3)/ amber(4)/ unknown( 5)	Status: LED lighting status table: Entry: Color
27	fanModule * State FanTable	1.3.6.1.4.1.11 6.5.52.1.2.4.*. 4.10	NA	Not- Accessible	--	Status: Fan status table
28	fanModule * State FanEntry	1.3.6.1.4.1.11 6.5.52.1.2.4.*. 4.10.1	NA	Not- Accessible	--	Status: Fan status table: Entry
29	fanModule * State FanIndex	1.3.6.1.4.1.11 6.5.52.1.2.4.*. 4.10.1.1	RO	Integer32	--	Status: Fan status table: Entry: Index
30	fanModule * State FanLocation	1.3.6.1.4.1.11 6.5.52.1.2.4.*. 4.10.1.2	RO	Display String	--	Status: Fan status table: Entry: Location
31	fanModule * State FanRPM	1.3.6.1.4.1.11 6.5.52.1.2.4.*. 4.10.1.3	RO	Integer32	rpm	Status: Fan status table: Entry: Rotation speed
32	fanModule * State FanRPMValid	1.3.6.1.4.1.11 6.5.52.1.2.4.*. 4.10.1.4	RO	INTEGER	invalid(1)/ valid(2)/ unknown( 3)	Status: Fan status table: Entry: Validity of rotation speed data

No.	Object identifier	OID	Attribute	syntax	Value, unit, value range, etc.	Description
Note:						
1. This item is defined as a MIB file, but this item cannot be obtained in this system. (If you use snmpwalk to obtain the items, the processing automatically skips to the next item.)						

**Table 3-14 Power supply module information (\*: A power supply module number from 1 to 6)**

No.	Object identifier	OID	Attribute	syntax	Value, unit, value range, etc.	Description
1	powerSupply	1.3.6.1.4.1.116.5.52.1.2.5	NA	Not-Accessible	--	Power supply module information
2	powerSupply*	1.3.6.1.4.1.116.5.52.1.2.5.*	NA	Not-Accessible	--	Power supply module information
3	powerSupply* BasicInfo	1.3.6.1.4.1.116.5.52.1.2.5.*.1	NA	Not-Accessible	--	Basic information
4	powerSupply* Info ProductName	1.3.6.1.4.1.116.5.52.1.2.5.*.1.2	RO	Display String	--	Basic information: Name
5	powerSupply* Info Model	1.3.6.1.4.1.116.5.52.1.2.5.*.1.3	RO	Display String	--	Basic information: Model name
6	powerSupply* Info SerialNum <sup>1</sup>	1.3.6.1.4.1.116.5.52.1.2.5.*.1.4	RO	Display String	--	Basic information: Serial number
7	powerSupply* Info ProductVersion	1.3.6.1.4.1.116.5.52.1.2.5.*.1.5	RO	Display String	--	Basic information: Product version
8	powerSupply* Info ProductManufacturer	1.3.6.1.4.1.116.5.52.1.2.5.*.1.6	RO	Display String	--	Basic information: Manufacturer information
9	powerSupply* Info Spec	1.3.6.1.4.1.116.5.52.1.2.5.*.1.20	NA	Not-Accessible	--	Basic information: Specifications

No.	Object identifier	OID	Attribute	syntax	Value, unit, value range, etc.	Description
10	powerSupply * SpecPower Consumption	1.3.6.1.4.1.116.5. 52.1.2.5.*.1.20.1	RO	Integer 32	W	Basic information: Specifications : Electric power consumption
11	powerSupply * SpecMass	1.3.6.1.4.1.116.5. 52.1.2.5.*.1.20.2	RO	Integer 32	0.1 kg	Basic information: Specifications : Weight
12	powerSupply * SpecRate VoltageMain	1.3.6.1.4.1.116.5. 52.1.2.5.*.1.20.3	RO	Integer 32	0.1 V	Basic information: Specifications : Rated voltage (main)
13	powerSupply * SpecRate VoltageSub <sup>1</sup>	1.3.6.1.4.1.116.5. 52.1.2.5.*.1.20.4	RO	Integer 32	0.1 V	Basic information: Specifications : Rated voltage (sub)
14	powerSupply * Spec AmbientTemp UpperLimit <sup>1</sup>	1.3.6.1.4.1.116.5. 52.1.2.5.*.1.20.5	RO	Integer 32	0.1 degrees C	Basic information: Specifications : Upper limit of the environment temperature
15	powerSupply * Spec AmbientTemp LowerLimit <sup>1</sup>	1.3.6.1.4.1.116.5. 52.1.2.5.*.1.20.6	RO	Integer 32	0.1 degrees C	Basic information: Specifications : Lower limit of the environment temperature
16	powerSupply * Spec HotSpotTemp UpperLimit <sup>1</sup>	1.3.6.1.4.1.116.5. 52.1.2.5.*.1.20.7	RO	Integer 32	0.1 degrees C	Basic information: Specifications : Upper limit of the hotspot temperature
17	powerSupply * Spec HotSpotTemp LowerLimit <sup>1</sup>	1.3.6.1.4.1.116.5. 52.1.2.5.*.1.20.8	RO	Integer 32	0.1 degrees C	Basic information: Specifications : Lower limit of the hotspot temperature

No.	Object identifier	OID	Attribute	syntax	Value, unit, value range, etc.	Description
18	powerSupply * Spec ExhaustTemp UpperLimit <sup>1</sup>	1.3.6.1.4.1.116.5. 52.1.2.5.*.1.20.9	RO	Integer 32	0.1 degrees C	Basic information: Specifications : Upper limit of the exhaust temperature
19	powerSupply * Spec ExhaustTemp LowerLimit <sup>1</sup>	1.3.6.1.4.1.116.5. 52.1.2.5.*.1.20.10	RO	Integer 32	0.1 degrees C	Basic information: Specifications : Lower limit of the exhaust temperature
20	powerSupply * Capacity	1.3.6.1.4.1.116.5. 52.1.2.5.*.2	NA	Not- Accessi ble	--	Capacity
21	powerSupply * CapacityFan	1.3.6.1.4.1.116.5. 52.1.2.5.*.2.1	RO	Integer 32	--	Capacity: Number of installed fans
22	powerSupply * State	1.3.6.1.4.1.116.5. 52.1.2.5.*.4	NA	Not- Accessi ble	--	Status
23	powerSupply * State SlotNum	1.3.6.1.4.1.116.5. 52.1.2.5.*.4.1	RO	Integer 32	--	Status: Installation destination slot number
24	powerSupply * State Power	1.3.6.1.4.1.116.5. 52.1.2.5.*.4.2	RO	INTEGE R	poweroff( 1)/ poweron( 2)/ unknown( 3)	Status: Power supply status
25	powerSupply * State Health	1.3.6.1.4.1.116.5. 52.1.2.5.*.4.3	RO	INTEGE R	normal(1 )/ fail(2)/ unknown( 3)	Status: Operation status
26	powerSupply * State AmbientTemp	1.3.6.1.4.1.116.5. 52.1.2.5.*.4.4	RO	Integer 32	0.1 degrees C	Status: Environment temperature
27	powerSupply * State HotSpotTemp 1	1.3.6.1.4.1.116.5. 52.1.2.5.*.4.5	RO	Integer 32	0.1 degrees C	Status: Hotspot temperature

No.	Object identifier	OID	Attribute	syntax	Value, unit, value range, etc.	Description
28	powerSupply * State ExhaustTemp	1.3.6.1.4.1.116.5. 52.1.2.5.*.4.6	RO	Integer 32	0.1 degrees C	Status: Exhaust temperature
29	powerSupply * State MainVoltage <sup>1</sup>	1.3.6.1.4.1.116.5. 52.1.2.5.*.4.7	RO	Integer 32	0.1 V	Status: Output voltage (main)
30	powerSupply * State SubVoltage <sup>1</sup>	1.3.6.1.4.1.116.5. 52.1.2.5.*.4.8	RO	Integer 32	0.1 V	Status: Output voltage (sub)
31	powerSupply * State InputVoltage <sup>1</sup>	1.3.6.1.4.1.116.5. 52.1.2.5.*.4.9	RO	Integer 32	0.1 V	Status: Input voltage
32	powerSupply * State MainCurrent <sup>1</sup>	1.3.6.1.4.1.116.5. 52.1.2.5.*.4.10	RO	Integer 32	0.1 A	Status: Output electric current (main)
33	powerSupply * State SubCurrent <sup>1</sup>	1.3.6.1.4.1.116.5. 52.1.2.5.*.4.11	RO	Integer 32	0.1 A	Status: Output electric current (sub)
34	powerSupply * State InputCurrent <sup>1</sup>	1.3.6.1.4.1.116.5. 52.1.2.5.*.4.12	RO	Integer 32	0.1 A	Status: Input electric current
35	powerSupply * State FanTable	1.3.6.1.4.1.116.5. 52.1.2.5.*.4.14	NA	Not- Accessi ble	--	Status: Fan status table
36	powerSupply * State FanEntry	1.3.6.1.4.1.116.5. 52.1.2.5.*.4.14.1	NA	Not- Accessi ble	--	Status: Fan status table: Entry
37	powerSupply * State FanIndex	1.3.6.1.4.1.116.5. 52.1.2.5.*. 4.14.1.1	RO	Integer 32	--	Status: Fan status table: Entry: Index
38	powerSupply * State FanLocation	1.3.6.1.4.1.116.5. 52.1.2.5.*. 4.14.1.2	RO	Display String	--	Status: Fan status table: Entry: Location
39	powerSupply * State FanRPM	1.3.6.1.4.1.116.5. 52.1.2.5.*. 4.14.1.3	RO	Integer 32	rpm	Status: Fan status table: Entry: Rotation speed
Note:						

No.	Object identifier	OID	Attribute	syntax	Value, unit, value range, etc.	Description
1.	This item is defined as a MIB file, but this item cannot be obtained in this system. (If you use snmpwalk to obtain the items, the processing automatically skips to the next item.)					

**Table 3-15 Management LAN module information (\*: Management LAN module number from 1 to 2)**

No.	Object identifier	OID	Attribute	syntax	Value, unit, value range, etc.	Description
1	managementLAN Module	1.3.6.1.4.1.116.5.52.1.2.6	NA	Not-Accessible	--	Management LAN module information
2	managementLAN Module*	1.3.6.1.4.1.116.5.52.1.2.6.*	NA	Not-Accessible	--	Management LAN module information
3	managementLAN Module*BasicInfo	1.3.6.1.4.1.116.5.52.1.2.6.*.1	NA	Not-Accessible	--	Basic information
4	managementLAN Module*InfoProductName	1.3.6.1.4.1.116.5.52.1.2.6.*.1.1	RO	Display String	--	Basic information: Name
5	managementLAN Module*InfoModel	1.3.6.1.4.1.116.5.52.1.2.6.*.1.2	RO	Display String	--	Basic information: model name
6	managementLAN Module*InfoSerialNum	1.3.6.1.4.1.116.5.52.1.2.6.*.1.3	RO	Display String	--	Basic information: Serial number
7	managementLAN Module*InfoProductVersion	1.3.6.1.4.1.116.5.52.1.2.6.*.1.4	RO	Display String	--	Basic information: Product version
8	managementLAN Module*InfoProductManufacturer	1.3.6.1.4.1.116.5.52.1.2.6.*.1.5	RO	Display String	--	Basic information: Manufacturer information
9	managementLAN Module*InfoBoardProductName	1.3.6.1.4.1.116.5.52.1.2.6.*.1.6	RO	Display String	--	Basic information: Board name
10	managementLAN Module*InfoBoardSerialNum	1.3.6.1.4.1.116.5.52.1.2.6.*.1.7	RO	Display String	--	Basic information: Board's serial number

No.	Object identifier	OID	Attribute	syntax	Value, unit, value range, etc.	Description
11	managementLANModule*InfoSpec	1.3.6.1.4.1.116.5.52.1.2.6.*.1.20	NA	Not-Accessible	--	Basic information: Specifications
12	managementLANModule*SpecPowerConsumption	1.3.6.1.4.1.116.5.52.1.2.6.*.1.20.1	RO	Integer32	W	Basic information: Specifications: Electric power consumption
13	managementLANModule*SpecMass	1.3.6.1.4.1.116.5.52.1.2.6.*.1.20.2	RO	Integer32	0.1 kg	Basic information: Specifications: Mass
14	managementLANModule*Capacity	1.3.6.1.4.1.116.5.52.1.2.6.*.1.2	NA	Not-Accessible	--	Capacity
15	managementLANModule*CapacityVoltageSensor	1.3.6.1.4.1.116.5.52.1.2.6.*.2.1	RO	Integer32	--	Capacity: Number of voltage sensors
16	managementLANModule*CapacityLED	1.3.6.1.4.1.116.5.52.1.2.6.*.2.2	RO	Integer32	--	Capacity: number of LEDs
17	managementLANModule*State	1.3.6.1.4.1.116.5.52.1.2.6.*.4	NA	Not-Accessible	--	Status
18	managementLANModule*StateSlotNum	1.3.6.1.4.1.116.5.52.1.2.6.*.4.1	RO	Integer32	--	Status: Installation destination slot number
19	managementLANModule*StatePower	1.3.6.1.4.1.116.5.52.1.2.6.*.4.2	RO	INTEGER	Poweroff(1)/standby(2)/PowerOn(3)/unknown(4)/Power-on-executing(5)/Power-off-executing(6)	Status: Power supply status



No.	Object identifier	OID	Attribute	syntax	Value, unit, value range, etc.	Description
20	managementLANModule*StateHealth	1.3.6.1.4.1.116.5.52.1.2.6.*.4.3	RO	INTEGER	normal(1) / fail(2) / unknown(3)	Status: Operation status
21	managementLANModule*StateLEDTable	1.3.6.1.4.1.116.5.52.1.2.6.*.4.5	NA	Not-Accessible	--	Status: LED lighting status table
22	managementLANModule*StateLEDEntry	1.3.6.1.4.1.116.5.52.1.2.6.*.4.5.1	NA	Not-Accessible	--	Status: LED lighting status table: Entry
23	managementLANModule*StateLEDIndex	1.3.6.1.4.1.116.5.52.1.2.6.*.4.5.1.1	RO	Integer 32	--	Status: LED lighting status table: Entry: Index
24	managementLANModule*StateLEDName	1.3.6.1.4.1.116.5.52.1.2.6.*.4.5.1.2	RO	Display String	--	Status: LED lighting status table: Entry: Name
25	managementLANModule*StateLEDState	1.3.6.1.4.1.116.5.52.1.2.6.*.4.5.1.3	RO	INTEGER	turn-off(1)/ turn-on(2)/ unknown(3)/ blink(4)/ blink-fast(5)/ blink-slow(6)	Status: LED lighting status table: Entry: Status
26	managementLANModule*StateLEDColor	1.3.6.1.4.1.116.5.52.1.2.6.*.4.5.1.4	RO	INTEGER	blue (1)/ green (2)/ red (3)/ amber (4)/ unknown (5)	Status: LED lighting status table: Entry: Color
27	managementLANModule*VoltageSensorTable	1.3.6.1.4.1.116.5.52.1.2.6.*.4.30	NA	Not-Accessible	--	Status: Voltage sensor table
28	managementLANModule*VoltageSensorEntry	1.3.6.1.4.1.116.5.52.1.2.6.*.4.30.1	NA	Not-Accessible	--	Status: Voltage sensor table: Entry

No.	Object identifier	OID	Attribute	syntax	Value, unit, value range, etc.	Description
29	managementLANModule*VoltageSensorIndex	1.3.6.1.4.1.116.5.52.1.2.6.*.4.30.1.1	RO	Integer 32	--	Status: Voltage sensor table: Entry: Index
30	managementLANModule*VoltageSensorName	1.3.6.1.4.1.116.5.52.1.2.6.*.4.30.1.2	RO	Display String	--	Status: Voltage sensor table: Entry: Name
31	managementLANModule*VoltageSensorValue	1.3.6.1.4.1.116.5.52.1.2.6.*.4.30.1.3	RO	Integer 32	0.1 V	Status: Voltage sensor table: Entry: Value
32	managementLANModule*VoltageSensorValid	1.3.6.1.4.1.116.5.52.1.2.6.*.4.30.1.4	RO	INTEGER	invalid (1)/ valid (2)/ unknown (3)	Status: Voltage sensor table: Entry: Valid or invalid

**Table 3-16 Fan control module information (\*: Fan control module number from 1 to 2)**

No.	Object identifier	OID	Attribute	syntax	Value, unit, value range, etc.	Description
1	fanControlModule	1.3.6.1.4.1.116.5.52.1.2.7	NA	Not-Accessible	--	Fan control module information
2	fanControlModule*	1.3.6.1.4.1.116.5.52.1.2.7.*	NA	Not-Accessible	--	Fan control module information
3	fanControlModule*BasicInfo	1.3.6.1.4.1.116.5.52.1.2.7.*.1	NA	Not-Accessible	--	Basic information
4	fanControlModule*InfoProductName	1.3.6.1.4.1.116.5.52.1.2.7.*.1.1	RO	Display String	--	Basic information: Name
5	fanControlModule*InfoModel	1.3.6.1.4.1.116.5.52.1.2.7.*.1.2	RO	Display String	--	Basic information: Model name
6	fanControlModule*InfoSerialNumber	1.3.6.1.4.1.116.5.52.1.2.7.*.1.3	RO	Display String	--	Basic information: Serial number

No.	Object identifier	OID	Attribute	syntax	Value, unit, value range, etc.	Description
7	fanControlModule*InfoProductVersion	1.3.6.1.4.1.116.5.52.1.2.7.*.1.4	RO	Display String	--	Basic information: Product version
8	fanControlModule*InfoProductManufacturer	1.3.6.1.4.1.116.5.52.1.2.7.*.1.5	RO	Display String	--	Basic information: Manufacturer information
9	fanControlModule*InfoBoardProductName	1.3.6.1.4.1.116.5.52.1.2.7.*.1.6	RO	Display String	--	Basic information: Board name
10	fanControlModule*InfoBoardSerialNum	1.3.6.1.4.1.116.5.52.1.2.7.*.1.7	RO	Display String	--	Basic information: Board's serial number
11	fanControlModule*InfoSpec	1.3.6.1.4.1.116.5.52.1.2.7.*.1.20	NA	Not-Accessible	--	Basic information: Specifications
12	fanControlModule*SpecPowerConsumption	1.3.6.1.4.1.116.5.52.1.2.7.*.1.20.1	RO	Integer 32	W-	Basic information: Specifications: Electric power consumption
13	fanControlModule*SpecMass	1.3.6.1.4.1.116.5.52.1.2.7.*.1.20.2	RO	Integer 32	0.1 kg	Basic information: Specifications: Mass
14	fanControlModule*Capacity	1.3.6.1.4.1.116.5.52.1.2.7.*.2	NA	Not-Accessible	--	Capacity
15	fanControlModule*CapacityLED	1.3.6.1.4.1.116.5.52.1.2.7.*.2.1	RO	Integer 32	--	Capacity: number of LEDs
16	fanControlModule*State	1.3.6.1.4.1.116.5.52.1.2.7.*.4	NA	Not-Accessible	--	Status
17	fanControlModule*StateSlotNum	1.3.6.1.4.1.116.5.52.1.2.7.*.4.1	RO	Integer 32	--	Status: Installation destination slot number
18	fanControlModule*StatePower	1.3.6.1.4.1.116.5.52.1.2.7.*.4.2	RO	INTEGER	Poweroff(1)/standby(2)/	Status: Power supply status

No.	Object identifier	OID	Attribute	syntax	Value, unit, value range, etc.	Description
					PowerOn(3)/ unknown(4)/ Power-on-executing(5)/ Power-off-executing(6)	
19	fanControlModule*StateHealth	1.3.6.1.4.1.116.5.52.1.2.7.*.4.3	RO	INTEGER	normal(1) / fail(2) / unknown(3)	Status: Operation status
20	fanControlModule*StateLEDTable	1.3.6.1.4.1.116.5.52.1.2.7.*.4.5	NA	Not-Accessible	--	Status: LED lighting status table
21	fanControlModule*StateLEDEntry	1.3.6.1.4.1.116.5.52.1.2.7.*.4.5.1	NA	Not-Accessible	--	Status: LED lighting status table: Entry
22	fanControlModule*StateLEDIndex	1.3.6.1.4.1.116.5.52.1.2.7.*.4.5.1.1	RO	Integer 32	--	Status: LED lighting status table: Entry: Index
23	fanControlModule*StateLEDName	1.3.6.1.4.1.116.5.52.1.2.7.*.4.5.1.2	RO	Display String	--	Status: LED lighting status table: Entry: Name
24	fanControlModule*StateLEDState	1.3.6.1.4.1.116.5.52.1.2.7.*.4.5.1.3	RO	INTEGER	turn-off(1)/ turn-on(2)/ unknown(3)/ blink(4)/ blink-fast(5)/ blink-slow(6)	Status: LED lighting status table: Entry: Status

No.	Object identifier	OID	Attribute	syntax	Value, unit, value range, etc.	Description
25	fanControlModule*StateLEDColor	1.3.6.1.4.1.116.5.52.1.2.7.*.4.5.1.4	RO	INTEGER	blue (1)/ green (2)/ red (3)/ amber (4)/ unknown (5)	Status: LED lighting status table: Entry: Color

**Table 3-17 Partition information (\*: A partition number from 1 to 15)**

No.	Object identifier	OID	Attribute	syntax	Value, unit, value range, etc.	Description
1	partition	1.3.6.1.4.1.116.5.52.1.3	NA	Not-Accessible	--	Partition information
2	partition *	1.3.6.1.4.1.116.5.52.1.3.*	NA	Not-Accessible	--	Partition information
3	partition * BasicInfo	1.3.6.1.4.1.116.5.52.1.3.*.1	NA	Not-Accessible	--	Basic information
4	partition * Valid	1.3.6.1.4.1.116.5.52.1.3.*.1.1	RO	INTEGER	invalid(1) / valid(2)/ unknown(3)	Basic information: Valid or invalid
5	partition * MaxCurrent	1.3.6.1.4.1.116.5.52.1.3.*.1.2	RO	Integer32	0.1 A	Basic information: Maximum electric current
6	partition * MaxPower	1.3.6.1.4.1.116.5.52.1.3.*.1.3	RO	Integer32	W	Basic information: Maximum electric power
7	partition * Proc CoreCount	1.3.6.1.4.1.116.5.52.1.3.*.1.4	RO	Integer32	--	Basic information: Total number of CPU cores

No.	Object identifier	OID	Attribute	syntax	Value, unit, value range, etc.	Description
8	partition * DIMM Capacity	1.3.6.1.4.1.116 .5.52.1.3.*.1.5	RO	Integer3 2	GB	Basic information: Total capacity of DIMMs (memory amount recognized by the OS)
9	partition * HVMLicense Model	1.3.6.1.4.1.116 .5.52.1.3.*.1.6	RO	Display String	--	Basic information: LPAR Manager license information (model)
10	partition * HVMLicense Available Version	1.3.6.1.4.1.116 .5.52.1.3.*.1.7	RO	Display String	--	Basic information: LPAR Manager license information (valid version)
11	partition * BladeConfig	1.3.6.1.4.1.116 .5.52.1.3.*.1.20	NA	Not-Accessible	--	Basic information: Server blade-specific information
12	partition * BladePrimary SlotNum	1.3.6.1.4.1.116 .5.52.1.3.*.1.20.1	RO	Integer3 2	--	Basic information: Server blade-specific information: Slot number of the primary server blade
13	partition * BladeCount	1.3.6.1.4.1.116 .5.52.1.3.*.1.20.2	RO	Integer3 2	--	Basic information: Server blade-specific information: Number of server blades in the configuration
14	partition * BladeTable	1.3.6.1.4.1.116 .5.52.1.3.*.1.20.3	NA	Not-Accessible	--	Basic information: Server blade-specific information: Server blade

No.	Object identifier	OID	Attribute	syntax	Value, unit, value range, etc.	Description
						information table
15	partition * BladeEntry	1.3.6.1.4.1.116 .5.52.1.3.*. 1.20.3.1	NA	Not- Accessib le	--	Basic information: Server blade- specific information: Server blade information table: Entry
16	partition * BladeIndex	1.3.6.1.4.1.116 .5.52.1.3.*. 1.20.3.1.1	RO	Integer3 2	--	Basic information: Server blade- specific information: Server blade information table: Entry: Index
17	partition * Blade SlotNum	1.3.6.1.4.1.116 .5.52.1.3.*. 1.20.3.1.2	RO	Integer3 2	--	Basic information: Server blade- specific information: Server blade information table: Entry: Slot number
18	partition * Blade ObjectID	1.3.6.1.4.1.116 .5.52.1.3.*. 1.20.3.1.3	RO	OBJECT IDENTIF IER	--	Basic information: Server blade- specific information: Server blade information table: Entry: Server blade OID
19	partition * Settings	1.3.6.1.4.1.116 .5.52.1.3.*.3	NA	Not- Accessib le	--	Settings
20	partition * Settings SystemMode	1.3.6.1.4.1.116 .5.52.1.3.*.3.1	RO	INTEGER	basic(1)/ hvm(2)/ unknow n(3)	Settings: Operation mode

No.	Object identifier	OID	Attribute	syntax	Value, unit, value range, etc.	Description
21	partition * Settings DIMM Redundancy <sup>1</sup>	1.3.6.1.4.1.116.5.52.1.3.*.3.2	RO	INTEGER	redundancy(1)/ non-redundancy(2)/ unknown(3)	Settings: DIMM redundant attribute
22	partition * Settings PreConfig	1.3.6.1.4.1.116.5.52.1.3.*.3.3	RO	INTEGER	enable(1) / disable(2) / unknown(3)	Settings: Availability of the Pre-configure functionality
23	partition * State	1.3.6.1.4.1.116.5.52.1.3.*.4	NA	Not-Accessible	--	Status
24	partition * StatePower	1.3.6.1.4.1.116.5.52.1.3.*.4.1	RO	INTEGER	poweroff(1) / standby(2) / poweron(3) / unknown(4) / poweron-executing(5) / poweroff-executing(6)	Status: Power supply status
25	partition * StateHealth	1.3.6.1.4.1.116.5.52.1.3.*.4.2	RO	INTEGER	normal(1) / fail(2) / unknown(3)	Status: Operation status
26	partition * State SystemMode	1.3.6.1.4.1.116.5.52.1.3.*.4.3	RO	INTEGER	basic(1) / hvm(2) / unknown(3)	Status: Operation mode
27	partition * State Consumption Current	1.3.6.1.4.1.116.5.52.1.3.*.4.4	RO	Integer32	0.1 A	Status: Electric current consumption



No.	Object identifier	OID	Attribute	syntax	Value, unit, value range, etc.	Description
28	partition * StatePower Consumption	1.3.6.1.4.1.116 .5.52.1.3.*.4.5	RO	Integer3 2	W	Status: Electric power consumption
29	partition * State PreConfig	1.3.6.1.4.1.116 .5.52.1.3.*.4.6	RO	INTEGER	not- get(1)/ not- set(2)/ getting(3 )/ valid(4)	Status: Execution status of the Pre-configure function
<p>Note:</p> <ol style="list-style-type: none"> <li>This item is defined as a MIB file, but this item cannot be obtained in this system. (If you use snmpwalk to obtain the items, the processing automatically skips to the next item.)</li> </ol>						





# Glossary

This section explains the terminology you need to know when using the CB2500.

## A

### **active blade**

When using the N+M cold standby function, the active blade is the server blade that is actively running your applications.

### **APC (Accurate Power Control)**

A function that uses power capping to limit the power consumption of the system unit. The APC function reduces power consumption by controlling the CPU clock rate of the system unit when power consumption exceeds a predetermined level.

### **ARP**

Address Resolution Protocol

## B

### **BMC**

Baseboard Management Controller

A controller that monitors and controls the status of server blades. The BMC monitors and controls server blades by connecting to the system console and the management module.

## C

### **CAS**

Column Address Strobe

#	<a href="#">A</a>	<a href="#">B</a>	<a href="#">C</a>	<a href="#">D</a>	<a href="#">E</a>	<a href="#">F</a>	<a href="#">G</a>	<a href="#">H</a>	<a href="#">I</a>	<a href="#">J</a>	<a href="#">K</a>	<a href="#">L</a>	<a href="#">M</a>	<a href="#">N</a>	<a href="#">O</a>	<a href="#">P</a>	<a href="#">Q</a>	<a href="#">R</a>	<a href="#">S</a>	<a href="#">T</a>	<a href="#">U</a>	<a href="#">V</a>	<a href="#">W</a>	<a href="#">X</a>	<a href="#">Y</a>	<a href="#">Z</a>
---	-------------------	-------------------	-------------------	-------------------	-------------------	-------------------	-------------------	-------------------	-------------------	-------------------	-------------------	-------------------	-------------------	-------------------	-------------------	-------------------	-------------------	-------------------	-------------------	-------------------	-------------------	-------------------	-------------------	-------------------	-------------------	-------------------

**CPU**

Central Processing Unit

**D****Deployment Manager**

Software provided as part of Hitachi Compute System Manager. Deployment Manager is a function that allows you to back up and restore the disk data of a server blade as an image file. You can also use a backed up image file to replicate the environment of a managed resource on another managed resource.

**DIMM**

Dual Inline Memory Module

**H****HDD**

Hard Disk Drive

**I****ICMP**

Internet Control Message Protocol

**IP**

Internet Protocol

**L****LAN**

Local Area Network

**LED**

Light Emitting Diode

**LID (Location Identifier lamp)**

An LED lamp that you can use to identify the location of server chassis and modules. By controlling the LIDs of a server blade or server chassis remotely from the system console or Hitachi Compute Systems Manager, you can easily identify a managed resource in the system unit.

#	<a href="#">A</a>	<a href="#">B</a>	<a href="#">C</a>	<a href="#">D</a>	<a href="#">E</a>	<a href="#">F</a>	<a href="#">G</a>	<a href="#">H</a>	<a href="#">I</a>	<a href="#">J</a>	<a href="#">K</a>	<a href="#">L</a>	<a href="#">M</a>	<a href="#">N</a>	<a href="#">O</a>	<a href="#">P</a>	<a href="#">Q</a>	<a href="#">R</a>	<a href="#">S</a>	<a href="#">T</a>	<a href="#">U</a>	<a href="#">V</a>	<a href="#">W</a>	<a href="#">X</a>	<a href="#">Y</a>	<a href="#">Z</a>
---	-------------------	-------------------	-------------------	-------------------	-------------------	-------------------	-------------------	-------------------	-------------------	-------------------	-------------------	-------------------	-------------------	-------------------	-------------------	-------------------	-------------------	-------------------	-------------------	-------------------	-------------------	-------------------	-------------------	-------------------	-------------------	-------------------

## **logical partitioning**

A function that uses Hitachi's server logical partitioning framework to logically partition a blade server composed of one or several server blades. Each logical partition can then be used to create a discrete server environment.

## **LPAR (Logical PARTition)**

When using logical partitioning, an LPAR is the term for each logical partition that can accommodate a discrete server environment.

## **LPAR Manager (Logical PARTitioning Manager)**

A function of logical partitioning. A component that manages LPARs on a blade server.

# **M**

## **MAC**

Media Access Control

## **management module**

A module that monitors and configures the system unit as a whole. The management module allows you to centrally manage the server blades and modules in the system unit.

## **memory dump**

A file containing the memory contents of a server at a particular time. When a failure occurs in the OS, you can use a memory dump to diagnose the nature of the failure.

# **N**

## **N+M cold standby**

When a failure occurs in a server, the N+M cold standby function allows the server to failover to a machine that is in standby with power off. When a failure occurs in an active server blade, failover to the standby blade takes place automatically. The server that is actively running applications is called the "active blade". The server blade that is in standby is called the "standby blade".

## **NMI (Non-Maskable Interrupt)**

A hardware interrupt issued to the CPU from an external device. An NMI can be used, for example, to collect OS dump files.

# **O**

## **OID**

Object Identifier

#	<a href="#">A</a>	<a href="#">B</a>	<a href="#">C</a>	<a href="#">D</a>	E	F	G	<a href="#">H</a>	<a href="#">I</a>	J	K	<a href="#">L</a>	<a href="#">M</a>	<a href="#">N</a>	<a href="#">O</a>	<a href="#">P</a>	Q	<a href="#">R</a>	<a href="#">S</a>	<a href="#">T</a>	<a href="#">U</a>	<a href="#">V</a>	<a href="#">W</a>	X	Y	Z
---	-------------------	-------------------	-------------------	-------------------	---	---	---	-------------------	-------------------	---	---	-------------------	-------------------	-------------------	-------------------	-------------------	---	-------------------	-------------------	-------------------	-------------------	-------------------	-------------------	---	---	---

## P

### PCI

Peripheral Component Interconnect

## R

### remote console

Software provided with the CB2500. You can use the remote console to remotely control the server OS and LPARs on a server blade.

## S

### server chassis

A frame in which server blades and modules are mounted.

### SNMP

Simple Network Management Protocol

### standby blade

When using the N+M cold standby function, the standby blade remains in standby with its power off until a failover occurs from a failed active blade.

### system console

A computer from which a user monitors and configures the CB2500 system unit.

### switch module

A module that connects the system unit to LANs, SANs, and other networks.

## T

### TCP

Transmission Control Protocol

### terminal software

Software that allows a user to operate a remote host computer from a terminal computer. The CB2500 remote console can be operated using generic terminal software.

#	<a href="#">A</a>	<a href="#">B</a>	<a href="#">C</a>	<a href="#">D</a>	<a href="#">E</a>	<a href="#">F</a>	<a href="#">G</a>	<a href="#">H</a>	<a href="#">I</a>	<a href="#">J</a>	<a href="#">K</a>	<a href="#">L</a>	<a href="#">M</a>	<a href="#">N</a>	<a href="#">O</a>	<a href="#">P</a>	<a href="#">Q</a>	<a href="#">R</a>	<a href="#">S</a>	<a href="#">T</a>	<a href="#">U</a>	<a href="#">V</a>	<a href="#">W</a>	<a href="#">X</a>	<a href="#">Y</a>	<a href="#">Z</a>
---	-------------------	-------------------	-------------------	-------------------	-------------------	-------------------	-------------------	-------------------	-------------------	-------------------	-------------------	-------------------	-------------------	-------------------	-------------------	-------------------	-------------------	-------------------	-------------------	-------------------	-------------------	-------------------	-------------------	-------------------	-------------------	-------------------

## U

### UDP

User Datagram Protocol

## V

### virtual media

An image file that contains the data recorded on media such as a CD or DVD. By converting the installation media for the OS and other software to virtual media, you can make the software available for installation on a server blade.

## W

### Web console

A console that runs in a Web browser. You can use the Web console to view hardware information for a server chassis or server blade, or to control the hardware remotely.

#	<a href="#">A</a>	<a href="#">B</a>	<a href="#">C</a>	<a href="#">D</a>	E	F	G	<a href="#">H</a>	<a href="#">I</a>	J	K	<a href="#">L</a>	<a href="#">M</a>	<a href="#">N</a>	<a href="#">O</a>	<a href="#">P</a>	Q	<a href="#">R</a>	<a href="#">S</a>	<a href="#">T</a>	<a href="#">U</a>	<a href="#">V</a>	<a href="#">W</a>	X	Y	Z
---	-------------------	-------------------	-------------------	-------------------	---	---	---	-------------------	-------------------	---	---	-------------------	-------------------	-------------------	-------------------	-------------------	---	-------------------	-------------------	-------------------	-------------------	-------------------	-------------------	---	---	---

#	<a href="#">A</a>	<a href="#">B</a>	<a href="#">C</a>	<a href="#">D</a>	<a href="#">E</a>	<a href="#">F</a>	<a href="#">G</a>	<a href="#">H</a>	<a href="#">I</a>	<a href="#">J</a>	<a href="#">K</a>	<a href="#">L</a>	<a href="#">M</a>	<a href="#">N</a>	<a href="#">O</a>	<a href="#">P</a>	<a href="#">Q</a>	<a href="#">R</a>	<a href="#">S</a>	<a href="#">T</a>	<a href="#">U</a>	<a href="#">V</a>	<a href="#">W</a>	<a href="#">X</a>	<a href="#">Y</a>	<a href="#">Z</a>
---	-------------------	-------------------	-------------------	-------------------	-------------------	-------------------	-------------------	-------------------	-------------------	-------------------	-------------------	-------------------	-------------------	-------------------	-------------------	-------------------	-------------------	-------------------	-------------------	-------------------	-------------------	-------------------	-------------------	-------------------	-------------------	-------------------



# Index

## B

basic information about server chassis 3-6

## C

content of SNMP trap notifications 3-2

## F

Fan control module information 3-66

fan module information 3-55

format of MIB descriptions 1-2

## I

information about components 3-18

## M

Management LAN module information 3-63

management module information 3-43

## O

overview of MIB tree structure 1-2

## P

partition information 3-69

power supply module information 3-59

private MIBs

content of SNMP trap events 3-2

content of SNMP trap notifications 3-2

supported groups 3-5

## S

server blade information 3-18

server chassis capacity information 3-8

server chassis firmware information 3-18

standard MIBs 2-1

status information for server chassis 3-9

support groups

server chassis capacity information 3-8

supported groups

basic information about server chassis 3-6

Fan control module information 3-66

fan module information 3-55

information about components 3-18

Management LAN module information 3-63

management module information 3-43

partition information 3-69

power supply module information 3-59

server blade information 3-18

server chassis firmware information 3-18

status information for server chassis 3-9

switch module information 3-49

system information 3-6

switch module information 3-49

syntax

meaning 1-2





## **Hitachi Data Systems**

### **Corporate Headquarters**

2845 Lafayette Street  
Santa Clara, California 95050-2639  
U.S.A.

[www.hds.com](http://www.hds.com)

### **Regional Contact Information**

#### **Americas**

+1 408 970 1000

[info@hds.com](mailto:info@hds.com)

#### **Europe, Middle East, and Africa**

+44 (0)1753 618000

[info.emea@hds.com](mailto:info.emea@hds.com)

#### **Asia Pacific**

+852 3189 7900

[hds.marketing.apac@hds.com](mailto:hds.marketing.apac@hds.com)



**MK-99CB2500007-01**